

**City of Willcox Fiscal Year 2014-2015 Annual Budget  
Projected Revenues, Expenses and Fund Balances**

Fund Number	Fund Name	7/1/14 Estimated Bal	FY15 Budgeted Revenues	Inter-fund Transfers			FY15 Budgeted Expenses	6/30/15 Ending Balance	FY15 Projected Fund Bal. Change
				In	Out				
10	General Fund	\$ 1,516,877	3,265,169	A \$ 566,831	B \$ 4,100 C \$ 10,000	\$ 4,115,730	\$ 1,219,047	\$ (297,830)	
15	Streets/Hwy User Rev. Fund (HURF)	\$ 438,804	\$ 942,550			\$ 1,198,236	\$ 183,118	\$ (255,686)	
16	Grants	\$ 14,721	\$ 805,110			\$ 820,809	\$ (978)	\$ (15,699)	
17	Special Rev Grants	\$ 587	\$ 70,665	B \$ 4,100		\$ 158,408	\$ (83,056)	\$ (83,643)	
20	Debt Service	\$ 161,939	\$ 159,915			\$ 159,915	\$ 161,939	\$ -	
22	Repair & Demolition	\$ -	\$ -	C \$ 10,000		\$ 10,000	\$ -	\$ -	
50	Gas - Operating	\$ 1,044,344	\$ 957,936		A \$ 219,456	\$ 942,452	\$ 840,372	\$ (203,972)	
51	Water	\$ 1,423,194	\$ 632,704		A \$ 117,909	\$ 552,327	\$ 1,385,662	\$ (37,532)	
52	Sewer	\$ 1,132,392	\$ 796,043		A \$ 123,432	\$ 578,035	\$ 1,226,968	\$ 94,576	
82	Sewer - Capital Plant replacement	\$ -	\$ 6,000,000	D		\$ 6,000,000	\$ -	\$ -	
53	Refuse	\$ 132,472	\$ 705,635		A \$ 106,034	\$ 514,475	\$ 217,598	\$ 85,126	
<b>61-72</b>	<b>Total Oper/Capital</b>	<b>\$ 5,865,330</b>	<b>\$ 14,335,727</b>	<b>\$ 580,931</b>	<b>\$ 580,931</b>	<b>\$ 15,050,387</b>	<b>\$ 5,150,670</b>	<b>\$ (714,660)</b>	
61	Fiduciary Funds: Magistrate Court Trust Fund	\$ 2,365	\$ 13,000			\$ 11,875	\$ 3,490	\$ 1,125	
72	Firemen's Pension Trust Fund	\$242,947	\$ 10,050			\$ 10,050	\$ 242,947	\$ -	
	<b>Total All Funds</b>	<b>\$ 6,110,642</b>	<b>\$ 14,358,777</b>	<b>\$ 580,931</b>	<b>\$ 580,931</b>	<b>\$ 15,072,312</b>	<b>\$ 5,397,107</b>	<b>\$ (713,535)</b>	
<b>Fiscal Year 2014-2015 Operating Budget Total (net of transfers)</b>							<b>\$ 15,072,312</b>		

A Utilities transfers to General Fund  
 B Fireworks transfer Gen Fund 10-462-9734 to Fund 17  
 C Repair & demolition transfer from Gen Fund Account No. 10-403-9850  
 D Sewer plant \$6,000,000 revenue (estimated @ \$1.2M loans/\$4.8M grants)

**CITY OF WILLCOX  
FY15**

**SALARIES AND BENEFITS SCHEDULE**

DEPARTMENT/POSITION	# Pos	1101	1105	1201	1202	1203	1204/1206	1205	1207	1208	1209	TOTAL
		ANNUAL SALARY	OVERTIME	WORKER COMP	HEALTH/ GRP INS	FICA/MED TAX	RETIREMT CONTRIB	UC TAX	\$25K LIFE INS	HRA ALLOW	BENEFIT FEES	COMP
<b>GENERAL FUND</b>												
MAYOR AND COUNCIL (10-402)	7.0	\$ 19,200	\$ -	\$ 118	\$ -	\$ 1,469	\$ -	\$ 121	\$ -	\$ -	\$ -	\$ 20,907
ADMINISTRATION (10-401)	3.0	\$ 175,568	\$ -	\$ 1,074	\$ 19,713	\$ 13,431	\$ 20,366	\$ 132	\$ 351	\$ 3,780	\$ 1,390	\$ 235,806
DEVELOPMENT SERV/BLDG INSP (10-460)	3.0	\$ 70,038	\$ -	\$ 2,084	\$ 13,526	\$ 5,358	\$ 8,124	\$ 88	\$ 234	\$ 2,520	\$ 926	\$ 102,898
PUBLIC SAFETY ADMIN (10-421)	3.0	\$ 110,760	\$ 100	\$ 7,899	\$ 14,061	\$ 8,481	\$ 30,977	\$ 132	\$ 451	\$ 2,520	\$ 1,006	\$ 176,386
COMMUNICATIONS (10-422)	6.0	\$ 163,253	\$ 10,000	\$ 1,060	\$ 36,496	\$ 13,254	\$ 20,097	\$ 265	\$ 701	\$ 7,560	\$ 2,779	\$ 255,466
HUMANE DIVISION (10-424)	1.5	\$ 40,439	\$ 1,500	\$ 2,406	\$ 12,561	\$ 3,208	\$ 4,473	\$ 88	\$ 234	\$ 2,520	\$ 926	\$ 68,356
PATROL (10-425)	8.0	\$ 298,736	\$ 25,000	\$ 36,158	\$ 48,156	\$ 24,766	\$ 123,311	\$ 309	\$ 1,518	\$ 8,820	\$ 3,242	\$ 570,016
INVESTIGATIONS (10-426)	2.0	\$ 88,538	\$ 2,000	\$ 10,112	\$ 14,713	\$ 6,926	\$ 34,486	\$ 88	\$ 434	\$ 2,520	\$ 926	\$ 160,743
FIRE DEPARTMENT (10-427)	18.0	\$ 29,979	\$ -	\$ 2,595	\$ -	\$ 2,293	\$ 1,499	\$ 189	\$ -	\$ -	\$ -	\$ 36,556
FINANCE (10-442)	4.5	\$ 159,632	\$ -	\$ 977	\$ 26,087	\$ 12,212	\$ 18,517	\$ 221	\$ 468	\$ 5,040	\$ 1,853	\$ 225,006
MAGISTRATE/COURTS (10-443)	2.0	\$ 87,801	\$ -	\$ 506	\$ -	\$ 6,717	\$ 7,057	\$ 88	\$ 117	\$ -	\$ -	\$ 102,286
LIBRARY (10-444)	5.0	\$ 138,717	\$ -	\$ 849	\$ 11,909	\$ 10,612	\$ 16,091	\$ 221	\$ 584	\$ 2,520	\$ 926	\$ 182,429
SWIMMING POOL (10-445)	12.0	\$ 46,266	\$ -	\$ 4,271	\$ -	\$ 3,539	\$ 1,042	\$ 279	\$ -	\$ -	\$ -	\$ 55,397
PUBLIC WORKS ADMIN (10-451)	3.0	\$ 97,451	\$ 1,000	\$ 3,320	\$ 8,856	\$ 7,531	\$ 11,420	\$ 88	\$ 234	\$ 1,260	\$ 463	\$ 131,624
CEMETERY (10-455)	1.0	\$ 21,218	\$ 400	\$ 2,685	\$ 5,204	\$ 1,654	\$ 2,508	\$ 44	\$ 117	\$ 1,260	\$ 463	\$ 35,553
VEHICLE MAINTENANCE (10-456)	2.0	\$ 71,070	\$ 200	\$ 5,071	\$ 12,641	\$ 5,452	\$ 8,267	\$ 88	\$ 234	\$ 2,520	\$ 926	\$ 106,470
BUILDINGS AND GROUNDS (10-457)	1.0	\$ 28,403	\$ 500	\$ 2,668	\$ 8,322	\$ 2,211	\$ 3,353	\$ 44	\$ 117	\$ 1,260	\$ 463	\$ 47,340
PARKS AND RECREATION (10-462)	4.0	\$ 103,877	\$ 250	\$ 8,231	\$ 25,121	\$ 7,966	\$ 12,079	\$ 176	\$ 468	\$ 5,040	\$ 1,853	\$ 165,061
GOLF COURSE (55-463)	4.0	\$ 61,107	\$ 1,000	\$ 3,167	\$ 8,856	\$ 4,751	\$ 5,039	\$ 199	\$ 234	\$ 1,260	\$ 542	\$ 86,156
<b>TOTAL GENERAL FUND WAGES/BENEFITS</b>	<b>90.0</b>	<b>\$ 1,812,054</b>	<b>\$ 41,950</b>	<b>\$ 95,251</b>	<b>\$ 266,221</b>	<b>\$ 141,831</b>	<b>\$ 328,707</b>	<b>\$ 2,861</b>	<b>\$ 6,493</b>	<b>\$ 50,400</b>	<b>\$ 18,686</b>	<b>\$ 2,764,455</b>
<b>STREETS</b>												
STREETS DEPARTMENT (15-451)	8.0	\$ 163,299	\$ 2,500	\$ 37,332	\$ 33,757	\$ 12,684	\$ 19,233	\$ 265	\$ 701	\$ 6,300	\$ 2,395	\$ 278,465
<b>TOTAL STREETS WAGES/BENEFITS</b>	<b>8.0</b>	<b>\$ 163,299</b>	<b>\$ 2,500</b>	<b>\$ 37,332</b>	<b>\$ 33,757</b>	<b>\$ 12,684</b>	<b>\$ 19,233</b>	<b>\$ 265</b>	<b>\$ 701</b>	<b>\$ 6,300</b>	<b>\$ 2,395</b>	<b>\$ 278,465</b>
<b>UTILITIES</b>												
GAS FUND (50-451)	3.0	\$ 93,117	\$ 5,000	\$ 6,703	\$ 21,865	\$ 7,506	\$ 11,382	\$ 132	\$ 351	\$ 3,780	\$ 1,390	\$ 151,226
WATER FUND (51-451)	4.0	\$ 112,418	\$ 3,000	\$ 9,352	\$ 30,187	\$ 8,829	\$ 13,388	\$ 176	\$ 468	\$ 5,040	\$ 1,853	\$ 184,711
SEWER FUND (52-451)	3.0	\$ 101,335	\$ 5,000	\$ 8,475	\$ 24,017	\$ 8,135	\$ 12,335	\$ 132	\$ 351	\$ 3,780	\$ 1,390	\$ 164,948
<b>TOTAL UTILITIES WAGES/BENEFITS</b>	<b>10.0</b>	<b>\$ 306,869</b>	<b>\$ 13,000</b>	<b>\$ 24,530</b>	<b>\$ 76,069</b>	<b>\$ 24,470</b>	<b>\$ 37,105</b>	<b>\$ 441</b>	<b>\$ 1,169</b>	<b>\$ 12,600</b>	<b>\$ 4,632</b>	<b>\$ 500,885</b>
<b>GRANT FUNDED POSITIONS</b>												
LIBRARY GRANTS (16-474)	0.5	\$ -	\$ -	\$ -	\$ -	\$ -	\$ -	\$ -	\$ -	\$ -	\$ -	\$ -
WILDLAND FIRE--ESTIMATED 17-439-6000		\$ 10,000	\$ -	\$ 121	\$ -	\$ 765	\$ 1,160	\$ -	\$ -	\$ -	\$ -	\$ 12,046
<b>TOTAL GRANT-FUNDED WAGES/BENEFITS</b>	<b>0.5</b>	<b>\$ 10,000</b>	<b>\$ -</b>	<b>\$ 121</b>	<b>\$ -</b>	<b>\$ 765</b>	<b>\$ 1,160</b>	<b>\$ -</b>	<b>\$ -</b>	<b>\$ -</b>	<b>\$ -</b>	<b>\$ 12,046</b>
<b>TOTAL WAGES/BENEFITS</b>	<b>109</b>	<b>\$ 2,292,223</b>	<b>\$ 57,450</b>	<b>\$ 157,234</b>	<b>\$ 376,047</b>	<b>\$ 179,750</b>	<b>\$ 386,204</b>	<b>\$ 3,566</b>	<b>\$ 8,363</b>	<b>\$ 69,300</b>	<b>\$ 25,714</b>	<b>\$ 3,555,851</b>

**GENERAL FUND**

Revenue	Account	Title	FY 13 Actual	FY 14 Budget	FY 14 Estimated	FY 15 Budget
<b>Taxes</b>						
	10-31-10000	CITY SALES TAX-2%	\$1,476,522	\$1,562,350	\$1,321,235	\$1,398,176
	10-31-30000	PRIMARY TAX LEVY	\$69,983	\$72,404	\$72,404	\$74,208
	10-31-40000	LAW AGENCY TAX	\$1,632	\$725	\$1,607	\$1,607
	10-31-50000	ROOM TAX	\$145,235	\$160,000	\$140,895	\$136,684
	<b>Total</b>		<b>\$1,693,372</b>	<b>\$1,795,479</b>	<b>\$1,536,141</b>	<b>\$1,610,675</b>
<b>Licenses &amp; Permits</b>	10-32-10000	ELECTRICAL FRANCHISE	\$134,852	\$125,000	\$119,733	\$120,000
	10-32-20000	CABLE FRANCHISE	\$23,556	\$9,000	\$17,136	\$17,000
	10-32-30000	LIQUOR LICENSE	\$1,950	\$2,000	\$2,650	\$2,350
	10-32-35000	CITY UTILITY LICENSE	\$106,861	\$134,000	\$111,931	\$114,267
	10-32-40000	REFUSE LICENSE	\$15,152	\$16,000	\$14,962	\$15,201
	10-32-50000	DOG LICENSE	\$420	\$150	\$258	\$275
	10-32-60000	BUILDING PERMIT	\$80,796	\$50,000	\$26,987	\$35,000
	10-32-80000	BUSINESS LICENSE	\$6,816	\$9,000	\$7,558	\$7,600
	<b>Total</b>		<b>\$370,403</b>	<b>\$345,150</b>	<b>\$301,215</b>	<b>\$311,693</b>
<b>Intergovernmental</b>	10-33-10000	STATE SALES TAX	\$307,517	\$324,633	\$330,101	\$354,343
	10-33-20000	AUTO LIEU TAX	\$163,730	\$172,757	\$155,741	\$153,285
	10-33-30000	STATE REVENUE SHARING	\$383,769	\$419,149	\$418,765	\$456,952
	<b>Total</b>		<b>\$855,016</b>	<b>\$916,539</b>	<b>\$904,607</b>	<b>\$964,580</b>
<b>Appropriations</b>	10-37-50000	FUND BALANCE	\$0	\$928,846	\$332,560	\$297,830
	<b>Total</b>		<b>\$0</b>	<b>\$928,846</b>	<b>\$332,560</b>	<b>\$297,830</b>
<b>Non-Operating</b>	10-38-75200	GAS FUND	\$190,731	\$215,995	\$216,000	\$219,456
	10-38-75300	WATER FUND	\$128,264	\$116,053	\$116,052	\$117,909
	10-38-75400	SEWER FUND	\$127,361	\$121,485	\$121,488	\$123,432
	10-38-75500	SOLID WASTE FUND	\$122,833	\$104,367	\$104,364	\$106,034
	<b>Total</b>		<b>\$569,189</b>	<b>\$557,900</b>	<b>\$557,904</b>	<b>\$566,831</b>
<b>Golf Course</b>	10-39-10100	GREENS FEES	\$0	\$0	\$14,518	\$28,929
	10-39-10125	DRIVING RANGE FEES	\$0	\$0	\$1,454	\$3,181
	10-39-10150	CART RENTALS	\$0	\$0	\$14,383	\$31,752
	10-39-10175	MEMBERSHIP FEES	\$0	\$0	\$7,166	\$13,696
	10-39-10200	PRO SHOP SALES	\$0	\$0	\$3,715	\$10,028
	10-39-10210	COUPON & GIFT CERT REVENUE	\$0	\$0	\$1,463	\$1,205
	10-39-10250	LIQUOR SALES	\$0	\$0	\$10,692	\$22,393
	10-39-10260	FOOD & SODA SALES	\$0	\$0	\$6,698	\$15,916
	10-39-10270	TOURNAMENT PLAY REVENUE	\$0	\$0	\$2,555	\$3,765
	10-39-10280	EQUIPMENT RENTAL	\$0	\$0	\$43	\$131
	10-39-10300	MISCELLANEOUS SALES	\$0	\$0	\$0	\$0
	<b>Total</b>		<b>\$0</b>	<b>\$0</b>	<b>\$62,687</b>	<b>\$130,995</b>
<b>Other</b>	10-39-20100	COURT FINES	\$3,096	\$1,000	\$3,566	\$3,566
	10-39-20200	LIBRARY FINES	\$6,217	\$5,500	\$5,664	\$5,664
	10-39-30000	CEMETERY	\$23,580	\$18,000	\$20,750	\$20,750
	10-39-40000	REIMBURSEMENT**	\$50,066	\$37,018	\$37,018	\$107,628
	10-39-40500	QUAIL PARK REVENUE	\$1,125	\$2,000	\$1,200	\$1,200
	10-39-60200	COMMUNITY CENTER	\$3,749	\$6,000	\$4,000	\$4,000
	10-39-60300	UTILITY REIMB-CITY FACILITIES	\$4,152	\$1,030	\$6,000	\$6,000
	10-39-60400	RENT - SEACAP	\$0	\$3,600	\$0	\$0
	10-39-90100	INTEREST INCOME	\$7,709	\$16,607	\$12,000	\$12,000
	10-39-90200	SWIMMING POOL	\$9,753	\$13,000	\$11,246	\$11,246
	10-39-90300	HUMANE IMPOUND FEES	\$2,205	\$1,200	\$3,172	\$3,172
	10-39-91100	SALE OF CITY OWNED ASSETS	\$189,576	\$0	\$110,476	\$18,000
	10-39-91700	COUNTY HUMANE CONTRIBUTION	\$28,669	\$28,669	\$28,669	\$39,000
	10-39-96000	SOLID WASTE LOAN REPAYMENT	\$0	\$35,799	\$0	\$0
	10-39-99900	MISCELLANEOUS RECEIPTS***	\$20,043	\$40,500	\$15,000	\$15,000
	<b>Total</b>		<b>\$349,940</b>	<b>\$209,923</b>	<b>\$321,448</b>	<b>\$378,221</b>
<b>Revenue Total</b>			<b>\$3,837,920</b>	<b>\$4,753,837</b>	<b>\$3,953,875</b>	<b>\$4,129,830</b>

\*Note - FY 14 Golf course represents (8)eight months.

\*\*Note - School/Grant Resource Officer IGA and Health Care Innovations (Ambulance Service) income. (\$96,000 + \$11,628)

\*\*\*Note - Combined 90500 - Alarm Fee, 90600 - Railroad Video, 90700 - Seizure Revenue, 90800 - Public Records Requests .

**GENERAL FUND**  
**Expenditure Summary**

<b>Expenditures</b>	<b>Account</b>	<b>FY 13 Actual</b>	<b>FY 14 Budget</b>	<b>FY 14 Estimated</b>	<b>FY 15 Budget</b>
Administration	10-401	\$310,074	\$357,443	\$305,243	\$324,881
Mayor and Council	10-402	\$31,236	\$32,936	\$30,032	\$31,908
Community Programs	10-403	\$117,711	\$160,000	\$112,052	\$121,342
Public Safety - Administration	10-421	\$324,547	\$330,504	\$317,900	\$274,873
Public Safety - Communications	10-422	\$269,932	\$300,157	\$275,081	\$281,265
Public Safety - Humane	10-424	\$78,027	\$94,729	\$76,845	\$95,340
Public Safety - Patrol	10-425	\$665,166	\$734,321	\$579,357	\$662,936
Public Safety - Investigations	10-426	\$86,937	\$190,326	\$145,878	\$187,622
Public Safety - Fire	10-427	\$62,346	\$82,488	\$58,421	\$79,092
Public Safety - K-9 Patrol	10-428	\$25,247	\$25,830	\$20,478	\$0
Finance	10-442	\$304,069	\$334,230	\$322,146	\$318,868
Court/Legal	10-443	\$185,908	\$199,328	\$177,057	\$178,703
Library	10-444	\$221,169	\$292,498	\$229,687	\$229,329
Swimming Pool	10-445	\$122,545	\$146,539	\$107,617	\$134,889
Public Works - Administration	10-451	\$164,529	\$193,444	\$149,000	\$162,233
Cemetery	10-455	\$41,221	\$47,620	\$43,440	\$92,353
Public Works - Vehicle Maintenance	10-456	\$103,130	\$111,809	\$109,195	\$112,869
Public Works - Building and Grounds	10-457	\$117,489	\$133,502	\$115,811	\$118,328
Development Services	10-460	\$120,369	\$180,000	\$116,865	\$128,973
Parks	10-462	\$348,962	\$403,078	\$355,292	\$367,271
Golf Course	10-463	\$3,591	\$18,656	\$198,984	\$176,755
Transfers	10-901	\$35,364	\$384,400	\$107,494	\$0
Contingency	10-902	\$0	\$0	\$0	\$50,000
<b>Expenditure Total</b>		<b>\$3,739,569</b>	<b>\$4,753,838</b>	<b>\$3,953,875</b>	<b>\$4,129,830</b>
<b>Net Total</b>		<b>\$98,351</b>	<b>-\$1</b>	<b>\$0</b>	<b>\$0</b>

Note: FY 15 includes ~ \$104,500 in Capital Expenditures.

**GENERAL FUND**

**Administration**

<b>Account</b>	<b>Title</b>	<b>FY 13 Actual</b>	<b>FY 14 Budget</b>	<b>FY 14 Estimated</b>	<b>FY 15 Budget</b>
10-401-1101	SALARIES	\$174,689	\$174,468	\$172,717	\$175,568
10-401-1103	RETIREMENT ALLOWANCE	\$0	\$10,000	\$0	\$0
10-401-1201	INDUSTRIAL INSURANCE	\$603	\$718	\$909	\$1,074
10-401-1202	MEDICAL INSURANCE	\$17,326	\$17,322	\$18,611	\$19,713
10-401-1203	FICA	\$12,679	\$13,347	\$12,671	\$13,431
10-401-1204	ARS	\$19,279	\$20,134	\$20,334	\$20,366
10-401-1205	UNEMPLOYMENT	\$250	\$412	\$132	\$132
10-401-1207	LIFE INSURANCE	\$321	\$349	\$351	\$351
10-401-1208	HEALTH REIMB ALLOWANCE	\$2,972	\$3,917	\$3,990	\$3,780
10-401-1209	BENEFITS FEES	\$470	\$526	\$525	\$1,390
10-401-2101	OFFICE SUPPLIES	\$3,270	\$2,500	\$2,000	\$2,000
10-401-2115	EQUIPMENT REPAIR/MAINTENANCE	\$0	\$0	\$0	\$0
10-401-2402	TELEPHONE	\$11,305	\$11,000	\$11,788	\$12,000
10-401-2403	POSTAGE	\$1,723	\$6,500	\$1,288	\$1,300
10-401-2404	UTILITIES	\$10,003	\$12,000	\$10,162	\$10,200
10-401-2590	CONTRACT SERVICES	\$2,901	\$13,000	\$11,460	\$12,000
10-401-2601	FUEL AND OIL	\$695	\$600	\$600	\$600
10-401-2603	VEHICLE REPAIR/MAINTENANCE	\$716	\$600	\$600	\$800
10-401-2700	TRAVEL AND TRAINING	\$6,440	\$7,000	\$5,000	\$5,000
10-401-2804	SUBSCRIPTIONS/MEMBERSHIPS	\$25	\$1,050	\$1,189	\$1,050
10-401-2870	EQUIPMENT LEASES	\$2,241	\$7,000	\$2,226	\$2,226
10-401-9201	GENERAL INSURANCE	\$22,347	\$22,000	\$22,647	\$22,800
10-401-9601	ADVERTISING	\$10,000	\$10,000	\$5,543	\$5,600
10-401-9602	ELECTION MATERIAL*	\$0	\$6,000	\$0	\$13,000
10-401-9603	CONTINGENCY	\$7,819	\$15,000	\$0	\$0
10-401-9690	MISC. EXPENSE	\$2,000	\$2,000	\$500	\$500
<b>Expenditure Total</b>		<b>\$310,074</b>	<b>\$357,443</b>	<b>\$305,243</b>	<b>\$324,881</b>
* Election budget includes primary and general.					

**GENERAL FUND  
Mayor and Council**

<b>Account</b>	<b>Title</b>	<b>FY 13 Actual</b>	<b>FY 14 Budget</b>	<b>FY 14 Estimated</b>	<b>FY 15 Budget</b>
10-402-1101	SALARIES	\$19,200	\$19,200	\$19,200	\$19,200
10-402-1201	INDUSTRIAL INSURANCE	\$67	\$68	\$98	\$118
10-402-1203	FICA	\$1,469	\$1,469	\$1,469	\$1,469
10-402-1205	UNEMPLOYMENT	\$290	\$960	\$121	\$121
10-402-2700	TRAVEL AND TRAINING	\$2,880	\$2,839	\$1,231	\$3,000
10-402-2804	SUBSCRIPTIONS/MEMBERSHIPS	\$6,853	\$7,200	\$6,713	\$6,800
10-402-9690	MISC. EXPENSE	\$477	\$1,200	\$1,200	\$1,200
	<b>Expenditure Total</b>	<b>\$31,236</b>	<b>\$32,936</b>	<b>\$30,032</b>	<b>\$31,908</b>

**GENERAL FUND**  
**Community Programs**

<b>Account</b>	<b>Title</b>	<b>FY 13 Actual</b>	<b>FY 14 Budget</b>	<b>FY 14 Estimated</b>	<b>FY 15 Budget</b>
10-403-2404	UTILITIES	\$15,761	\$18,000	\$15,604	\$16,000
10-403-2805	CONTRACT WITH CHAMBER	\$72,617	\$80,000	\$70,448	\$68,342
10-403-2809	ECONOMIC DEVELOPMENT	\$7,494	\$40,000	\$4,000	\$5,000
10-403-2813	TOURISM AGREEMENT	\$9,839	\$10,000	\$10,000	\$10,000
10-403-9692	WASA RECREATION CONTRACT	\$12,000	\$12,000	\$12,000	\$12,000
10-403-9850	REPAIR AND DEMOLITION FUND	\$0	\$0	\$0	\$10,000
<b>Expenditure Total</b>		<b>\$117,711</b>	<b>\$160,000</b>	<b>\$112,052</b>	<b>\$121,342</b>

**GENERAL FUND**  
**Public Safety - Administration**

Account	Title	FY 13 Actual	FY 14 Budget	FY 14 Estimated	FY 15 Budget
10-421-1101	SALARIES	\$136,709	\$139,868	\$142,560	\$110,760
10-421-1103	RETIREMENT ALLOWANCE	\$22,538	\$8,975	\$0	\$4,500
10-421-1105	OVERTIME	\$77	\$500	\$56	\$100
10-421-1201	INDUSTRIAL INSURANCE	\$4,650	\$5,220	\$6,727	\$7,899
10-421-1202	MEDICAL INSURANCE	\$20,041	\$20,808	\$18,534	\$14,061
10-421-1203	FICA	\$11,100	\$11,425	\$10,970	\$8,481
10-421-1204	ARS	\$7,932	\$8,408	\$8,406	\$4,926
10-421-1205	UNEMPLOYMENT	\$79	\$412	\$132	\$132
10-421-1206	PSPRS	\$21,552	\$21,897	\$21,897	\$26,051
10-421-1207	LIFE INSURANCE	\$382	\$449	\$451	\$451
10-421-1208	HEALTH REIMB ALLOWANCE	\$2,971	\$3,917	\$3,768	\$2,520
10-421-1209	BENEFITS FEES	\$439	\$526	\$525	\$1,006
10-421-2101	OFFICE SUPPLIES	\$4,930	\$5,200	\$5,000	\$5,000
10-421-2102	UNIFORMS	\$2,330	\$2,000	\$2,000	\$1,200
10-421-2115	EQUIPMENT REPAIR/MAINTENANCE	\$410	\$500	\$2,000	\$450
10-421-2116	SMALL EQUIPMENT PURCHASES	\$691	\$500	\$450	\$450
10-421-2402	TELEPHONE	\$2,877	\$3,000	\$3,000	\$3,000
10-421-2403	POSTAGE	\$97	\$1,000	\$200	\$200
10-421-2404	UTILITIES	\$20,801	\$28,000	\$24,000	\$24,000
10-421-2590	CONTRACT SERVICES	\$3,810	\$4,100	\$3,835	\$3,835
10-421-2601	FUEL AND OIL	\$2,524	\$2,600	\$2,104	\$2,200
10-421-2602	TIRES AND TUBES	\$492	\$500	\$1,200	\$600
10-421-2603	VEHICLE REPAIR/MAINTENANCE	\$356	\$500	\$3,600	\$500
10-421-2700	TRAVEL AND TRAINING	\$1,873	\$2,500	\$2,200	\$2,200
10-421-2702	MANDATORY/CERTIFICATION	\$0	\$250	\$250	\$250
10-421-2703	RECRUITMENT	\$0	\$3,000	\$2,000	\$1,000
10-421-2801	MAINTENANCE CONTRACTS	\$3,730	\$4,000	\$3,251	\$0
10-421-2804	SUBSCRIPTIONS/MEMBERSHIPS	\$232	\$400	\$720	\$720
10-421-9201	GENERAL INSURANCE	\$45,848	\$45,549	\$46,464	\$46,781
10-421-9603	CONTINGENCY	\$3,576	\$3,000	\$0	\$0
10-421-9690	MISC. EXPENSE	\$1,500	\$1,500	\$1,600	\$1,600
10-421-9901	CAPITAL PURCHASES	\$0	\$0	\$0	\$0
10-421-9902	CAPITAL IMPROVEMENTS	\$0	\$0	\$0	\$0
<b>Expenditure Total</b>		<b>\$324,547</b>	<b>\$330,504</b>	<b>\$317,900</b>	<b>\$274,873</b>



**GENERAL FUND**  
**Public Safety - Communications**

<b>Account</b>	<b>Title</b>	<b>FY 13 Actual</b>	<b>FY 14 Budget</b>	<b>FY 14 Estimated</b>	<b>FY 15 Budget</b>
10-422-1101	SALARIES	\$168,921	\$167,515	\$160,700	\$163,253
10-422-1103	RETIREMENT ALLOWANCE	\$0	\$15,466	\$0	\$0
10-422-1105	OVERTIME	\$10,390	\$10,170	\$10,000	\$10,000
10-422-1201	INDUSTRIAL INSURANCE	\$587	\$732	\$869	\$1,060
10-422-1202	MEDICAL INSURANCE	\$28,297	\$30,623	\$31,685	\$36,496
10-422-1203	FICA	\$13,045	\$14,776	\$12,830	\$13,254
10-422-1204	ARS	\$18,874	\$20,505	\$20,034	\$20,097
10-422-1205	UNEMPLOYMENT	\$504	\$823	\$265	\$265
10-422-1207	LIFE INSURANCE	\$612	\$698	\$701	\$701
10-422-1208	HEALTH REIMB ALLOWANCE	\$4,781	\$6,529	\$6,872	\$7,560
10-422-1209	BENEFITS FEES	\$839	\$955	\$962	\$2,779
10-422-2102	UNIFORMS	\$1,105	\$1,000	\$1,000	\$1,000
10-422-2115	EQUIPMENT REPAIR/MAINTENANCE	\$134	\$500	\$500	\$500
10-422-2116	SMALL EQUIPMENT PURCHASES	\$939	\$1,000	\$100	\$1,000
10-422-2402	TELEPHONE	\$9,406	\$10,515	\$10,000	\$10,000
10-422-2700	TRAVEL AND TRAINING	\$324	\$3,000	\$1,000	\$1,000
10-422-2702	MANDATORY/CERTIFICATION	\$221	\$200	\$200	\$200
10-422-2801	MAINTENANCE CONTRACTS	\$10,953	\$15,000	\$10,718	\$10,500
10-422-2804	SUBSCRIPTIONS/MEMBERSHIPS	\$0	\$150	\$100	\$100
10-422-9901	CAPITAL PURCHASES	\$0	\$0	\$6,545	\$1,500
<b>Expenditure Total</b>		<b>\$269,932</b>	<b>\$300,157</b>	<b>\$275,081</b>	<b>\$281,265</b>

**GENERAL FUND**  
**Public Safety - Humane**

<b>Account</b>	<b>Title</b>	<b>FY 13 Actual</b>	<b>FY 14 Budget</b>	<b>FY 14 Estimated</b>	<b>FY 15 Budget</b>
10-424-1101	SALARIES	\$32,067	\$40,975	\$32,695	\$40,439
10-424-1105	OVERTIME	\$1,823	\$1,526	\$1,800	\$1,500
10-424-1201	INDUSTRIAL INSURANCE	\$1,092	\$1,522	\$1,640	\$2,406
10-424-1202	MEDICAL INSURANCE	\$6,501	\$8,988	\$6,998	\$12,561
10-424-1203	FICA	\$2,370	\$3,251	\$2,455	\$3,208
10-424-1204	ARS	\$2,847	\$4,510	\$3,016	\$4,473
10-424-1205	UNEMPLOYMENT	\$176	\$274	\$124	\$88
10-424-1207	LIFE INSURANCE	\$110	\$233	\$117	\$234
10-424-1208	HEALTH REIMB ALLOWANCE	\$988	\$2,612	\$1,330	\$2,520
10-424-1209	BENEFITS FEES	\$156	\$350	\$175	\$926
10-424-2102	UNIFORMS	\$195	\$500	\$200	\$200
10-424-2106	FEED	\$6,832	\$5,000	\$4,110	\$5,000
10-424-2115	EQUIPMENT REPAIR/MAINTENANCE	\$410	\$500	\$500	\$500
10-424-2116	SMALL EQUIPMENT PURCHASES	\$1,267	\$1,800	\$1,800	\$1,400
10-424-2190	VETERINARIAN SUPPLIES	\$1,057	\$3,000	\$2,000	\$2,000
10-424-2404	UTILITIES	\$10,404	\$11,388	\$10,500	\$10,500
10-424-2590	CONTRACT SERVICES	\$3,641	\$1,500	\$1,800	\$1,800
10-424-2601	FUEL AND OIL	\$3,165	\$3,000	\$3,800	\$3,800
10-424-2602	TIRES AND TUBES	\$949	\$800	\$0	\$0
10-424-2603	VEHICLE REPAIR/MAINTENANCE	\$587	\$1,000	\$250	\$250
10-424-2700	TRAVEL AND TRAINING	\$337	\$500	\$400	\$400
10-424-2804	SUBSCRIPTIONS/MEMBERSHIPS	\$25	\$100	\$25	\$25
10-424-9601	ADVERTISING	\$376	\$400	\$350	\$350
10-424-9690	MISC. EXPENSE	\$652	\$1,000	\$760	\$760
<b>Expenditure Total</b>		<b>\$78,027</b>	<b>\$94,729</b>	<b>\$76,845</b>	<b>\$95,340</b>

**GENERAL FUND**  
**Public Safety - Patrol**

<b>Account</b>	<b>Title</b>	<b>FY 13 Actual</b>	<b>FY 14 Budget</b>	<b>FY 14 Estimated</b>	<b>FY 15 Budget</b>
10-425-1101	SALARIES	\$346,296	\$334,142	\$274,414	\$298,736
10-425-1103	RETIREMENT ALLOWANCE	\$0	\$17,288	\$0	\$0
10-425-1105	OVERTIME	\$22,493	\$40,680	\$25,000	\$25,000
10-425-1201	INDUSTRIAL INSURANCE	\$22,441	\$27,240	\$27,320	\$36,158
10-425-1202	MEDICAL INSURANCE	\$47,554	\$57,764	\$41,341	\$48,156
10-425-1203	FICA	\$26,112	\$29,996	\$21,370	\$24,786
10-425-1205	UNEMPLOYMENT	\$473	\$1,075	\$260	\$309
10-425-1206	PSPRS	\$110,347	\$109,364	\$95,603	\$123,311
10-425-1207	LIFE INSURANCE	\$1,295	\$1,731	\$1,518	\$1,518
10-425-1208	HEALTH REIMB ALLOWANCE	\$7,755	\$10,447	\$8,423	\$8,820
10-425-1209	BENEFITS FEES	\$1,226	\$1,402	\$1,108	\$3,242
10-425-2101	OFFICE SUPPLIES	\$483	\$2,000	\$700	\$1,000
10-425-2102	UNIFORMS	\$5,036	\$6,000	\$3,600	\$5,000
10-425-2106	BULLET PROOF VEST	\$2,994	\$5,000	\$2,200	\$4,500
10-425-2107	PHOTOGRAPHIC SUPPLIES	\$153	\$800	\$400	\$400
10-425-2115	EQUIPMENT REPAIR/MAINTENANCE	\$47	\$1,200	\$600	\$500
10-425-2116	SMALL EQUIPMENT PURCHASES	\$3,244	\$2,000	\$1,500	\$2,000
10-425-2601	FUEL AND OIL	\$24,723	\$23,092	\$14,000	\$16,000
10-425-2602	TIRES AND TUBES	\$3,798	\$4,000	\$1,200	\$3,000
10-425-2603	VEHICLE REPAIR/MAINTENANCE	\$6,712	\$5,000	\$7,500	\$7,500
10-425-2700	TRAVEL AND TRAINING	\$2,156	\$5,000	\$3,800	\$4,500
10-425-2801	MAINTENANCE CONTRACTS	\$0	\$0	\$0	\$0
10-425-2804	SUBSCRIPTIONS/MEMBERSHIPS	\$0	\$100	\$0	\$0
10-425-9690	MISC. EXPENSE	\$492	\$1,000	\$500	\$500
10-425-9901	CAPITAL PURCHASES	\$29,336	\$48,000	\$47,000	\$48,000
	<b>Expenditure Total</b>	<b>\$665,166</b>	<b>\$734,321</b>	<b>\$579,357</b>	<b>\$662,936</b>

**GENERAL FUND**  
**Public Safety - Investigations**

<b>Account</b>	<b>Title</b>	<b>FY 13 Actual</b>	<b>FY 14 Budget</b>	<b>FY 14 Estimated</b>	<b>FY 15 Budget</b>
10-426-1101	SALARIES	\$48,508	\$93,583	\$75,416	\$88,538
10-426-1103	RETIREMENT ALLOWANCE	\$0	\$17,053	\$0	\$17,279
10-426-1105	OVERTIME	\$1,589	\$4,952	\$4,800	\$2,000
10-426-1201	INDUSTRIAL INSURANCE	\$3,138	\$7,524	\$7,511	\$10,112
10-426-1202	MEDICAL INSURANCE	\$6,514	\$14,976	\$11,663	\$14,713
10-426-1203	FICA	\$3,714	\$9,225	\$5,940	\$6,926
10-426-1205	UNEMPLOYMENT	\$59	\$269	\$140	\$88
10-426-1206	PSPRS	\$15,375	\$30,349	\$26,865	\$34,486
10-426-1207	LIFE INSURANCE	\$111	\$433	\$434	\$434
10-426-1208	HEALTH REIMB ALLOWANCE	\$990	\$2,612	\$2,217	\$2,520
10-426-1209	BENEFITS FEES	\$156	\$350	\$292	\$926
10-426-2102	UNIFORMS	\$877	\$1,000	\$900	\$900
10-426-2107	PHOTOGRAPHIC SUPPLIES	\$30	\$200	\$100	\$100
10-426-2115	EQUIPMENT REPAIR/MAINTENANCE	\$0	\$300	\$300	\$300
10-426-2116	SMALL EQUIPMENT PURCHASES	\$783	\$500	\$800	\$800
10-426-2190	FINGERPRINT SUPPLIES	\$494	\$500	\$500	\$500
10-426-2402	TELEPHONE	\$0	\$0	\$0	\$0
10-426-2601	FUEL AND OIL	\$2,732	\$3,000	\$6,000	\$4,500
10-426-2602	TIRES AND TUBES	\$426	\$800	\$0	\$500
10-426-2603	VEHICLE REPAIR/MAINTENANCE	\$372	\$500	\$1,000	\$1,000
10-426-2700	TRAVEL AND TRAINING	\$469	\$1,200	\$1,000	\$1,000
10-426-2702	MANDATORY/CERTIFICATION	\$600	\$1,000	\$0	\$0
10-426-9901	CAPITAL PURCHASES	\$0	\$0	\$0	\$0
<b>Expenditure Total</b>		<b>\$86,937</b>	<b>\$190,326</b>	<b>\$145,878</b>	<b>\$187,622</b>

**GENERAL FUND**  
**Public Safety - Fire**

<b>Account</b>	<b>Title</b>	<b>FY 13 Actual</b>	<b>FY 14 Budget</b>	<b>FY 14 Estimated</b>	<b>FY 15 Budget</b>
10-427-1101	SALARIES	\$21,975	\$29,595	\$25,301	\$29,979
10-427-1201	INDUSTRIAL INSURANCE	\$4,631	\$2,595	\$2,595	\$2,595
10-427-1203	FICA	\$1,671	\$2,264	\$1,974	\$2,293
10-427-1204	ARS	\$0	\$1,480	\$1,265	\$1,499
10-427-1205	UNEMPLOYMENT	\$143	\$580	\$384	\$189
10-427-1211	PENSION	\$1,091	\$0	\$0	\$0
10-427-2101	OFFICE SUPPLIES	\$75	\$0	\$25	\$75
10-427-2102	UNIFORMS	\$725	\$1,000	\$500	\$750
10-427-2104	CLEANING & CHEMICAL	\$1,946	\$2,000	\$2,000	\$2,000
10-427-2110	BUILDING MAINTENANCE	\$1,386	\$10,000	\$4,000	\$4,000
10-427-2115	EQUIPMENT REPAIR/MAINTENANCE	\$4,046	\$4,000	\$4,000	\$4,000
10-427-2116	SMALL EQUIPMENT PURCHASES	\$3,198	\$5,000	\$5,000	\$4,000
10-427-2190	OTHER SUPPLIES AND MATERIALS	\$1,245	\$1,000	\$500	\$1,000
10-427-2402	TELEPHONE	\$8	\$0	\$10	\$10
10-427-2404	UTILITIES	\$0	\$0	\$0	\$0
10-427-2590	CONTRACT SERVICES	\$120	\$2,500	\$150	\$150
10-427-2601	FUEL AND OIL	\$3,830	\$5,000	\$2,500	\$4,000
10-427-2602	TIRES AND TUBES	\$2,749	\$2,000	\$0	\$2,000
10-427-2603	VEHICLE REPAIR/MAINTENANCE	\$4,366	\$5,000	\$500	\$3,000
10-427-2700	TRAVEL AND TRAINING	\$3,608	\$3,000	\$3,000	\$3,000
10-427-2702	MANDATORY/CERTIFICATION	\$43	\$0	\$50	\$50
10-427-2804	SUBSCRIPTIONS/MEMBERSHIPS	\$200	\$200	\$200	\$200
10-427-9201	GENERAL INSURANCE	\$4,302	\$4,274	\$4,302	\$4,302
10-427-9690	MISC. EXPENSE	\$988	\$1,000	\$165	\$1,000
10-427-9901	CAPITAL PURCHASES*	\$0	\$0	\$0	\$9,000
<b>Expenditure Total</b>		<b>\$62,346</b>	<b>\$82,488</b>	<b>\$58,421</b>	<b>\$79,092</b>

\*Note: (3) air tanks = \$3,000, (3) pagers = \$1,500, (3) turn-out = \$4,500.

**GENERAL FUND**  
**Public Safety - K-9 Patrol**

<b>Account</b>	<b>Title</b>	<b>FY 13 Actual</b>	<b>FY 14 Budget</b>	<b>FY 14 Estimated</b>	<b>FY 15 Budget</b>
10-428-1105	OVERTIME	\$12,847	\$12,712	\$9,866	\$0
10-428-1201	INDUSTRIAL INSURANCE	\$775	\$924	\$936	\$0
10-428-1203	FICA	\$968	\$972	\$739	\$0
10-428-1205	UNEMPLOYMENT	\$0	\$0	\$0	\$0
10-428-1206	PSPRS	\$3,886	\$4,122	\$3,249	\$0
10-428-2102	UNIFORMS	\$50	\$300	\$228	\$0
10-428-2106	FEED	\$957	\$1,000	\$1,000	\$0
10-428-2190	OTHER SUPPLIES AND MATERIALS	\$376	\$400	\$0	\$0
10-428-2601	FUEL AND OIL	\$4,110	\$2,200	\$4,000	\$0
10-428-2602	TIRES AND TUBES	\$492	\$500	\$0	\$0
10-428-2603	VEHICLE REPAIR/MAINTENANCE	\$279	\$700	\$100	\$0
10-428-2700	TRAVEL AND TRAINING	\$384	\$1,000	\$150	\$0
10-428-2702	MANDATORY/CERTIFICATION	\$0	\$250	\$20	\$0
10-428-2804	SUBSCRIPTIONS/MEMBERSHIPS	\$0	\$250	\$40	\$0
10-428-9690	MISC. EXPENSE	\$123	\$500	\$150	\$0
<b>Expenditure Total</b>		<b>\$25,247</b>	<b>\$25,830</b>	<b>\$20,478</b>	<b>\$0</b>
K-9 Patrol will be eliminated in FY 15.					

**GENERAL FUND**

**Finance**

<b>Account</b>	<b>Title</b>	<b>FY 13 Actual</b>	<b>FY 14 Budget</b>	<b>FY 14 Estimated</b>	<b>FY 15 Budget</b>
10-442-1101	SALARIES	\$154,629	\$158,901	\$150,355	\$159,632
10-442-1201	INDUSTRIAL INSURANCE	\$659	\$654	\$792	\$977
10-442-1202	MEDICAL INSURANCE	\$16,822	\$24,810	\$24,064	\$26,087
10-442-1203	FICA	\$11,768	\$12,156	\$11,580	\$12,212
10-442-1204	ARS	\$14,913	\$16,766	\$17,127	\$18,517
10-442-1205	UNEMPLOYMENT	\$493	\$686	\$345	\$221
10-442-1207	LIFE INSURANCE	\$296	\$466	\$468	\$468
10-442-1208	HEALTH REIMB ALLOWANCE	\$2,868	\$5,223	\$5,431	\$5,040
10-442-1209	BENEFITS FEES	\$412	\$701	\$814	\$1,853
10-442-2101	OFFICE SUPPLIES	\$2,895	\$2,500	\$1,750	\$2,000
10-442-2116	SMALL EQUIPMENT PURCHASES	\$154	\$500	\$90	\$100
10-442-2402	TELEPHONE	\$419	\$0	\$0	\$0
10-442-2502	AUDITING FEES	\$21,250	\$21,250	\$21,250	\$21,750
10-442-2590	CONTRACT SERVICES	\$29,574	\$28,965	\$26,394	\$17,420
10-442-2592	BILLING SERVICES CONTRACT	\$10,137	\$11,550	\$10,623	\$11,000
10-442-2700	TRAVEL AND TRAINING	\$2,327	\$2,500	\$2,500	\$2,500
10-442-2705	EMPLOYEE EVENTS	\$2,623	\$3,000	\$2,708	\$3,250
10-442-2801	MAINTENANCE CONTRACTS	\$14,967	\$17,002	\$15,000	\$15,066
10-442-2804	SUBSCRIPTIONS/MEMBERSHIPS	\$490	\$950	\$500	\$500
10-442-2808	MICROGRAPHICS	\$200	\$0	\$0	\$0
10-442-9601	ADVERTISING	\$1,515	\$2,000	\$1,600	\$1,600
10-442-9603	CONTINGENCY	\$218	\$500	\$0	\$0
10-442-9650	BANK SERVICE CHARGES	\$12,427	\$13,000	\$18,406	\$18,600
10-442-9691	OVER/SHORT	\$13	\$150	\$100	\$75
10-442-9901	CAPITAL PURCHASES	\$2,000	\$10,000	\$10,249	\$0
<b>Expenditure Total</b>		<b>\$304,069</b>	<b>\$334,230</b>	<b>\$322,146</b>	<b>\$318,868</b>

**GENERAL FUND****Court/Legal**

<b>Account</b>	<b>Title</b>	<b>FY 13 Actual</b>	<b>FY 14 Budget</b>	<b>FY 14 Estimated</b>	<b>FY 15 Budget</b>
10-443-2499	CITY ATTORNEY FEES	\$72,000	\$72,000	\$60,175	\$60,839
10-443-2501	ATTORNEY FEES	\$0	\$0	\$0	\$0
10-443-2593	MAGISTRATE-COCHISE CO CONTRACT	\$84,918	\$87,940	\$87,494	\$87,494
10-443-2595	MAGISTRATE JUDGE CONTRACT	\$28,803	\$29,388	\$29,388	\$29,770
10-443-2700	TRAINING AND TRAVEL	\$0	\$0	\$0	\$600
10-443-9603	CONTINGENCY	\$187	\$10,000	\$0	\$0
<b>Expenditure Total</b>		<b>\$185,908</b>	<b>\$199,328</b>	<b>\$177,057</b>	<b>\$178,703</b>



**GENERAL FUND**

**Library**

<b>Account</b>	<b>Title</b>	<b>FY 13 Actual</b>	<b>FY 14 Budget</b>	<b>FY 14 Estimated</b>	<b>FY 15 Budget</b>
10-444-1101	SALARIES	\$132,412	\$156,865	\$134,291	\$138,717
10-444-1105	OVERTIME	\$0	\$0	\$347	\$0
10-444-1201	INDUSTRIAL INSURANCE	\$333	\$649	\$654	\$849
10-444-1202	MEDICAL INSURANCE	\$14,370	\$18,735	\$11,653	\$11,909
10-444-1203	FICA	\$9,770	\$12,058	\$9,553	\$10,612
10-444-1204	ARS	\$14,666	\$18,102	\$14,632	\$16,091
10-444-1205	UNEMPLOYMENT	\$257	\$823	\$340	\$221
10-444-1207	LIFE INSURANCE	\$387	\$698	\$584	\$584
10-444-1208	HEALTH REIMB ALLOWANCE	\$2,470	\$3,917	\$2,660	\$2,520
10-444-1209	BENEFITS FEES	\$461	\$684	\$429	\$926
10-444-2101	OFFICE SUPPLIES	\$5,155	\$3,000	\$3,000	\$3,000
10-444-2109	LIBRARY MATERIAL	\$8,691	\$12,000	\$9,000	\$9,000
10-444-2110	BUILDING MAINTENANCE	\$561	\$2,000	\$2,400	\$1,500
10-444-2112	REFERENCE MATERIALS	\$192	\$1,000	\$1,000	\$1,000
10-444-2115	EQUIPMENT REPAIR/MAINTENANCE	\$616	\$3,500	\$304	\$500
10-444-2116	SMALL EQUIPMENT PURCHASES	\$979	\$3,500	\$200	\$750
10-444-2190	OTHER SUPPLIES AND MATERIALS	\$366	\$600	\$20	\$250
10-444-2402	TELEPHONE	\$3,314	\$4,100	\$2,170	\$2,200
10-444-2403	POSTAGE	\$1,045	\$3,500	\$1,200	\$1,200
10-444-2404	UTILITIES	\$11,659	\$12,000	\$11,000	\$12,000
10-444-2590	CONTRACT SERVICES	\$236	\$5,000	\$7,000	\$0
10-444-2700	TRAVEL AND TRAINING	\$363	\$2,000	\$600	\$600
10-444-2801	MAINTENANCE CONTRACTS	\$1,603	\$1,855	\$2,100	\$2,100
10-444-2804	SUBSCRIPTIONS/MEMBERSHIPS	\$2,117	\$2,200	\$2,200	\$2,200
10-444-2806	PROGRAMMING	\$1,629	\$2,200	\$1,800	\$1,800
10-444-9201	GENERAL INSURANCE	\$7,299	\$7,300	\$7,400	\$7,500
10-444-9603	CONTINGENCY	\$0	\$1,000	\$0	\$0
10-444-9690	MISC. EXPENSE	\$85	\$1,000	\$450	\$300
10-444-9809	BUILDING IMPROVEMENTS	\$133	\$5,000	\$700	\$500
10-444-9901	CAPITAL PURCHASES	\$0	\$7,212	\$2,000	\$500
<b>Expenditure Total</b>		<b>\$221,169</b>	<b>\$292,498</b>	<b>\$229,687</b>	<b>\$229,329</b>

**GENERAL FUND**

**Swimming Pool**

<b>Account</b>	<b>Title</b>	<b>FY 13 Actual</b>	<b>FY 14 Budget</b>	<b>FY 14 Estimated</b>	<b>FY 15 Budget</b>
10-445-1101	SALARIES	\$35,897	\$46,249	\$30,829	\$46,266
10-445-1201	INDUSTRIAL INSURANCE	\$2,430	\$2,960	\$2,557	\$4,271
10-445-1203	FICA	\$2,793	\$3,538	\$2,568	\$3,539
10-445-1204	ARS	\$0	\$1,025	\$691	\$1,042
10-445-1205	UNEMPLOYMENT	\$518	\$875	\$380	\$279
10-445-2104	CLEANING & CHEMICAL	\$18,676	\$20,000	\$10,000	\$20,000
10-445-2113	PIPE AND FITTINGS	\$231	\$750	\$268	\$275
10-445-2115	EQUIPMENT REPAIR/MAINTENANCE	\$5,192	\$5,000	\$3,142	\$3,200
10-445-2116	SMALL EQUIPMENT PURCHASES	\$6,021	\$5,000	\$4,000	\$4,000
10-445-2190	OTHER SUPPLIES AND MATERIALS	\$553	\$2,500	\$500	\$500
10-445-2402	TELEPHONE	\$0	\$200	\$0	\$0
10-445-2404	UTILITIES	\$41,293	\$37,592	\$30,708	\$40,000
10-445-2700	TRAVEL AND TRAINING	\$0	\$2,000	\$4,600	\$2,500
10-445-2703	DRUG TESTING	\$537	\$500	\$500	\$500
10-445-9201	GENERAL INSURANCE	\$8,404	\$8,350	\$8,517	\$8,517
10-445-9690	MISC. EXPENSE	\$0	\$0	\$20	\$0
10-445-9905	CAPITAL PURCHASES	\$0	\$10,000	\$8,337	\$0
<b>Expenditure Total</b>		<b>\$122,545</b>	<b>\$146,539</b>	<b>\$107,617</b>	<b>\$134,889</b>

**GENERAL FUND**  
**Pubic Works - Administration**

Account	Title	FY 13 Actual	FY 14 Budget	FY 14 Estimated	FY 15 Budget
10-451-1101	SALARIES	\$93,836	\$102,988	\$80,496	\$97,451
10-451-1105	OVERTIME	\$275	\$1,017	\$161	\$1,000
10-451-1201	INDUSTRIAL INSURANCE	\$1,471	\$3,055	\$3,055	\$3,320
10-451-1202	MEDICAL INSURANCE	\$14,266	\$20,323	\$13,549	\$8,856
10-451-1203	FICA	\$6,495	\$7,956	\$5,938	\$7,531
10-451-1204	ARS	\$10,050	\$12,002	\$9,238	\$11,420
10-451-1205	UNEMPLOYMENT	\$118	\$412	\$165	\$88
10-451-1207	LIFE INSURANCE	\$221	\$349	\$234	\$234
10-451-1208	HEALTH REIMB ALLOWANCE	\$1,981	\$2,612	\$2,438	\$1,260
10-451-1209	BENEFITS FEES	\$344	\$430	\$321	\$463
10-451-2101	OFFICE SUPPLIES	\$1,037	\$500	\$2,000	\$1,100
10-451-2102	UNIFORMS	\$254	\$500	\$260	\$260
10-451-2115	EQUIPMENT REPAIR/MAINTENANCE	\$121	\$250	\$150	\$150
10-451-2402	TELEPHONE	\$9,985	\$9,500	\$7,895	\$8,000
10-451-2404	UTILITIES	\$12,405	\$12,500	\$12,000	\$13,000
10-451-2503	ENGINEER FEES	\$0	\$5,000	\$0	\$0
10-451-2590	CONTRACT SERVICES	\$2,203	\$3,000	\$2,500	\$2,000
10-451-2601	FUEL AND OIL	\$2,760	\$1,500	\$1,500	\$1,500
10-451-2602	TIRES AND TUBES	\$509	\$800	\$600	\$600
10-451-2603	VEHICLE REPAIR/MAINTENANCE	\$2,938	\$2,500	\$2,000	\$2,000
10-451-2700	TRAVEL AND TRAINING	\$630	\$1,000	\$500	\$500
10-451-2870	EQUIPMENT LEASES	\$756	\$750	\$500	\$500
10-451-9603	CONTINGENCY	\$546	\$4,000	\$0	\$0
10-451-9690	MISC. EXPENSE	\$1,328	\$500	\$3,500	\$1,000
<b>Expenditure Total</b>		<b>\$164,529</b>	<b>\$193,444</b>	<b>\$149,000</b>	<b>\$162,233</b>

**GENERAL FUND**

**Cemetery**

<b>Account</b>	<b>Title</b>	<b>FY 13 Actual</b>	<b>FY 14 Budget</b>	<b>FY 14 Estimated</b>	<b>FY 15 Budget</b>
10-455-1101	SALARIES	\$20,597	\$20,952	\$20,599	\$21,218
10-455-1105	OVERTIME	\$171	\$518	\$500	\$400
10-455-1201	INDUSTRIAL INSURANCE	\$738	\$1,832	\$2,193	\$2,685
10-455-1202	MEDICAL INSURANCE	\$6,498	\$8,951	\$6,518	\$5,204
10-455-1203	FICA	\$1,533	\$178	\$1,604	\$1,654
10-455-1204	ARS	\$2,313	\$2,475	\$2,435	\$2,508
10-455-1205	UNEMPLOYMENT	\$67	\$137	\$44	\$44
10-455-1207	LIFE INSURANCE	\$110	\$116	\$117	\$117
10-455-1208	HEALTH REIMB ALLOWANCE	\$988	\$1,306	\$1,330	\$1,260
10-455-1209	BENEFITS FEES	\$156	\$175	\$175	\$463
10-455-2102	UNIFORMS	\$767	\$500	\$500	\$500
10-455-2113	PIPE AND FITTINGS	\$54	\$530	\$0	\$100
10-455-2115	EQUIPMENT REPAIR/MAINTENANCE	\$215	\$500	\$850	\$250
10-455-2116	SMALL EQUIPMENT PURCHASES	\$263	\$500	\$600	\$300
10-455-2120	GROUNDS MAINTENANCE	\$528	\$700	\$100	\$500
10-455-2404	UTILITIES	\$1,002	\$1,200	\$1,000	\$1,000
10-455-2601	FUEL AND OIL	\$1,154	\$1,500	\$625	\$1,200
10-455-2602	TIRES AND TUBES	\$0	\$550	\$0	\$550
10-455-2603	VEHICLE REPAIR/MAINTENANCE	\$647	\$500	\$1,200	\$500
10-455-2802	FORT GRANT CONTRACT	\$2,093	\$3,000	\$2,100	\$2,500
10-455-9690	MISC. EXPENSE	\$1,327	\$1,500	\$950	\$1,400
10-455-9901	CAPITAL PURCHASES	\$0	\$0	\$0	\$48,000
<b>Expenditure Total</b>		<b>\$41,221</b>	<b>\$47,620</b>	<b>\$43,440</b>	<b>\$92,353</b>

**GENERAL FUND**  
**Public Works - Vehicle Maintenance**

<b>Account</b>	<b>Title</b>	<b>FY 13 Actual</b>	<b>FY 14 Budget</b>	<b>FY 14 Estimated</b>	<b>FY 15 Budget</b>
10-456-1101	SALARIES	\$69,231	\$70,166	\$68,852	\$71,070
10-456-1105	OVERTIME	\$154	\$1,017	\$200	\$200
10-456-1201	INDUSTRIAL INSURANCE	\$2,801	\$3,236	\$4,212	\$5,071
10-456-1202	MEDICAL INSURANCE	\$11,387	\$11,888	\$12,074	\$12,641
10-456-1203	FICA	\$5,224	\$5,446	\$5,274	\$5,452
10-456-1204	ARS	\$7,707	\$8,215	\$8,101	\$8,267
10-456-1205	UNEMPLOYMENT	\$118	\$274	\$88	\$88
10-456-1207	LIFE INSURANCE	\$221	\$233	\$234	\$234
10-456-1208	HEALTH REIMB ALLOWANCE	\$1,979	\$2,612	\$2,660	\$2,520
10-456-1209	BENEFITS FEES	\$313	\$350	\$350	\$926
10-456-2102	UNIFORMS	\$664	\$1,000	\$2,250	\$2,000
10-456-2111	SHOP SUPPLIES	\$732	\$2,000	\$1,400	\$1,000
10-456-2115	EQUIPMENT REPAIR/MAINTENANCE	\$480	\$1,144	\$500	\$500
10-456-2116	SMALL EQUIPMENT PURCHASES	\$172	\$1,500	\$1,500	\$1,200
10-456-2601	FUEL AND OIL	\$142	\$800	\$1,000	\$500
10-456-2602	TIRES AND TUBES	\$0	\$128	\$0	\$100
10-456-2603	VEHICLE REPAIR/MAINTENANCE	\$1,728	\$500	\$200	\$200
10-456-2700	TRAVEL AND TRAINING	\$0	\$800	\$200	\$800
10-456-9690	MISC. EXPENSE	\$77	\$500	\$100	\$100
<b>Expenditure Total</b>		<b>\$103,130</b>	<b>\$111,809</b>	<b>\$109,195</b>	<b>\$112,869</b>

**GENERAL FUND**  
**Public Works - Building and Grounds**

<b>Account</b>	<b>Title</b>	<b>FY 13 Actual</b>	<b>FY 14 Budget</b>	<b>FY 14 Estimated</b>	<b>FY 15 Budget</b>
10-457-1101	SALARIES	\$26,989	\$28,029	\$27,617	\$28,403
10-457-1105	OVERTIME	\$30	\$1,220	\$575	\$500
10-457-1201	INDUSTRIAL INSURANCE	\$913	\$1,225	\$2,217	\$2,668
10-457-1202	MEDICAL INSURANCE	\$6,896	\$8,435	\$7,861	\$8,322
10-457-1203	FICA	\$1,930	\$2,238	\$1,998	\$2,211
10-457-1204	ARS	\$3,009	\$3,375	\$3,303	\$3,353
10-457-1205	UNEMPLOYMENT	\$49	\$137	\$44	\$44
10-457-1207	LIFE INSURANCE	\$104	\$116	\$117	\$117
10-457-1208	HEALTH REIMB ALLOWANCE	\$931	\$1,306	\$1,330	\$1,260
10-457-1209	BENEFITS FEES	\$147	\$175	\$175	\$463
10-457-2102	UNIFORMS	\$841	\$500	\$850	\$500
10-457-2104	CLEANING & CHEMICAL	\$20,058	\$10,000	\$11,000	\$11,000
10-457-2105	PEST CONTROL	\$71	\$1,000	\$100	\$100
10-457-2110	BUILDING MAINTENANCE	\$16,812	\$17,000	\$10,500	\$17,000
10-457-2116	SMALL EQUIPMENT PURCHASES	\$4,450	\$4,000	\$6,000	\$4,500
10-457-2590	CONTRACT SERVICES	\$4,447	\$10,000	\$8,000	\$6,000
10-457-2601	FUEL AND OIL	\$1,280	\$2,000	\$2,200	\$2,000
10-457-2602	TIRES AND TUBES	\$812	\$600	\$500	\$500
10-457-2603	VEHICLE REPAIR/MAINTENANCE	\$359	\$1,000	\$1,000	\$1,000
10-457-2802	FORT GRANT CONTRACT	\$2,214	\$4,000	\$2,000	\$2,300
10-457-9201	GENERAL INSURANCE	\$24,587	\$23,500	\$24,587	\$24,587
10-457-9690	MISC. EXPENSE	\$560	\$2,646	\$2,500	\$1,500
10-457-9898	ADA COMPLIANCE	\$0	\$1,000	\$0	\$0
10-457-9901	CAPITAL PURCHASES	\$0	\$10,000	\$1,337	\$0
<b>Expenditure Total</b>		<b>\$117,489</b>	<b>\$133,502</b>	<b>\$115,811</b>	<b>\$118,328</b>

**GENERAL FUND**  
**Development Services**

<b>Account</b>	<b>Title</b>	<b>FY 13 Actual</b>	<b>FY 14 Budget</b>	<b>FY 14 Estimated</b>	<b>FY 15 Budget</b>
10-460-1101	SALARIES	\$68,022	\$95,212	\$67,826	\$70,038
10-460-1201	INDUSTRIAL INSURANCE	\$1,152	\$2,158	\$1,736	\$2,084
10-460-1202	MEDICAL INSURANCE	\$12,137	\$14,335	\$12,937	\$13,526
10-460-1203	FICA	\$5,040	\$7,284	\$5,223	\$5,358
10-460-1204	ARS	\$7,575	\$10,988	\$7,981	\$8,124
10-460-1205	UNEMPLOYMENT	\$118	\$412	\$88	\$88
10-460-1207	LIFE INSURANCE	\$201	\$349	\$234	\$234
10-460-1208	HEALTH REIMB ALLOWANCE	\$1,978	\$2,612	\$2,660	\$2,520
10-460-1209	BENEFITS FEES	\$313	\$430	\$350	\$926
10-460-2101	OFFICE SUPPLIES	\$2,430	\$2,000	\$1,600	\$2,000
10-460-2116	SAFETY EQUIPMENT PURCHASES	\$641	\$1,250	\$1,900	\$1,500
10-460-2190	OTHER SUPPLIES AND MATERIALS	\$674	\$500	\$500	\$500
10-460-2402	TELEPHONE	\$931	\$900	\$600	\$600
10-460-2403	POSTAGE	\$83	\$600	\$50	\$100
10-460-2404	UTILITIES	\$10,854	\$6,500	\$7,453	\$7,500
10-460-2590	CONTRACT SERVICES	\$3,834	\$20,000	\$150	\$10,000
10-460-2601	FUEL AND OIL	\$924	\$1,000	\$1,674	\$1,700
10-460-2602	TIRES AND TUBES	\$0	\$650	\$628	\$0
10-460-2603	VEHICLE REPAIR/MAINTENANCE	\$259	\$1,000	\$1,600	\$500
10-460-2700	TRAVEL AND TRAINING	\$1,150	\$900	\$900	\$900
10-460-2702	MANDATORY CERTIFICATION	\$0	\$300	\$100	\$100
10-460-9603	CONTINGENCY	\$0	\$8,620	\$0	\$0
10-460-9690	MISC. EXPENSE	\$553	\$500	\$525	\$525
10-460-9870	ABATEMENT EXPENSE	\$0	\$0	\$150	\$150
10-460-9901	CAPITAL PURCHASES	\$1,500	\$1,500	\$0	\$0
<b>Expenditure Total</b>		<b>\$120,369</b>	<b>\$180,000</b>	<b>\$116,865</b>	<b>\$128,973</b>

**GENERAL FUND**

**Parks**

<b>Account</b>	<b>Title</b>	<b>FY 13 Actual</b>	<b>FY 14 Budget</b>	<b>FY 14 Estimated</b>	<b>FY 15 Budget</b>
10-462-1101	SALARIES	\$86,660	\$92,060	\$97,733	\$103,877
10-462-1105	OVERTIME	\$331	\$4,271	\$250	\$250
10-462-1201	INDUSTRIAL INSURANCE	\$4,614	\$5,225	\$6,656	\$8,231
10-462-1202	MEDICAL INSURANCE	\$17,626	\$20,032	\$21,453	\$25,121
10-462-1203	FICA	\$6,653	\$6,968	\$7,679	\$7,966
10-462-1204	ARS	\$9,457	\$10,513	\$11,535	\$12,079
10-462-1205	UNEMPLOYMENT	\$433	\$480	\$332	\$176
10-462-1207	LIFE INSURANCE	\$327	\$408	\$468	\$468
10-462-1208	HEALTH REIMB ALLOWANCE	\$3,255	\$4,570	\$5,109	\$5,040
10-462-1209	BENEFITS FEES	\$515	\$612	\$672	\$1,853
10-462-2102	UNIFORMS	\$1,548	\$1,300	\$1,800	\$1,300
10-462-2103	AGRICULTURAL	\$4,643	\$4,500	\$1,000	\$4,500
10-462-2104	CLEANING & CHEMICAL	\$4,209	\$8,000	\$10,500	\$7,000
10-462-2105	PEST CONTROL	\$106	\$1,000	\$570	\$600
10-462-2113	PIPE AND FITTINGS	\$2,162	\$3,000	\$2,200	\$2,200
10-462-2115	EQUIPMENT REPAIR/MAINTENANCE	\$4,338	\$4,000	\$4,300	\$4,300
10-462-2116	SMALL EQUIPMENT PURCHASES	\$11,230	\$11,800	\$11,000	\$11,000
10-462-2120	PARK MAINTENANCE	\$6,217	\$9,000	\$11,000	\$11,000
10-462-2190	OTHER SUPPLIES AND MATERIALS	\$2,357	\$3,500	\$3,200	\$3,200
10-462-2401	RADIO	\$0	\$2,150	\$0	\$0
10-462-2402	TELEPHONE	\$1,408	\$1,000	\$1,852	\$1,900
10-462-2404	UTILITIES	\$106,032	\$117,000	\$107,279	\$108,000
10-462-2405	CELL PHONE/PAGING SERVICES	\$0	\$500	\$636	\$500
10-462-2590	CONTRACT SERVICES	\$1,073	\$5,000	\$3,000	\$1,000
10-462-2595	CONTRACT SERVICES-GOLF COURSE	\$38,126	\$23,948	\$6,103	\$0
10-462-2601	FUEL AND OIL	\$7,878	\$6,600	\$9,200	\$10,000
10-462-2602	TIRES AND TUBES	\$1,784	\$1,000	\$500	\$1,000
10-462-2603	VEHICLE REPAIR/MAINTENANCE	\$4,303	\$5,000	\$5,600	\$5,000
10-462-2700	TRAVEL AND TRAINING	\$105	\$1,000	\$0	\$250
10-462-2802	FORT GRANT CONTRACT	\$2,093	\$4,000	\$2,260	\$2,200
10-462-9201	GENERAL INSURANCE	\$19,036	\$21,160	\$19,292	\$21,160
10-462-9690	MISC. EXPENSE	\$443	\$4,000	\$2,100	\$2,000
10-462-9734	TRANSFER OUT - FIREWORKS	\$0	\$0	\$0	\$4,100
10-462-9812	SPECIAL PROJECTS	\$0	\$16,481	\$14	\$0
10-462-9898	ADA COMPLIANCE	\$0	\$1,000	\$0	\$0
10-462-9901	CAPITAL PURCHASES	\$0	\$0	\$0	\$0
10-462-9906	PARKS & REC COMMISSION	\$0	\$2,000	\$0	\$0
<b>Expenditure Total</b>		<b>\$348,962</b>	<b>\$403,078</b>	<b>\$355,292</b>	<b>\$367,271</b>



**GENERAL FUND**

**Golf Course**

<b>Account</b>	<b>Title</b>	<b>FY 13 Actual</b>	<b>FY 14 Budget</b>	<b>FY 14 Estimated</b>	<b>FY 15 Budget</b>
10-463-1101	SALARIES	\$1,147	\$10,471	\$36,690	\$61,107
10-463-1105	OVERTIME	\$0	\$0	\$0	\$1,000
10-463-1201	INDUSTRIAL INSURANCE	\$58	\$568	\$1,258	\$3,167
10-463-1202	MEDICAL INSURANCE	\$584	\$3,744	\$4,397	\$8,856
10-463-1203	FICA	\$84	\$401	\$2,684	\$4,751
10-463-1204	ARS	\$128	\$604	\$3,212	\$5,039
10-463-1205	UNEMPLOYMENT	\$10	\$69	\$308	\$199
10-463-1207	LIFE INSURANCE	\$10	\$58	\$234	\$234
10-463-1208	HEALTH REIMB ALLOWANCE	\$98	\$653	\$776	\$1,260
10-463-1209	BENEFITS FEES	\$15	\$88	\$188	\$542
10-463-2103	AGRICULTURAL	\$0	\$0	\$2,105	\$18,000
10-463-2104	CLEANING & CHEMICAL	\$0	\$0	\$60	\$1,000
10-463-2105	PEST CONTROL	\$0	\$0	\$0	\$100
10-463-2113	PIPE AND FITTINGS	\$0	\$0	\$3,500	\$5,000
10-463-2115	EQUIPMENT REPAIR/MAINTENANCE	\$0	\$0	\$12,000	\$7,000
10-463-2190	OTHER SUPPLIES AND MATERIALS	\$0	\$0	\$3,500	\$1,200
10-463-2402	TELEPHONE/INTERNET	\$0	\$0	\$882	\$1,500
10-463-2404	UTILITIES	\$0	\$0	\$5,732	\$7,000
10-463-2590	CONTRACT SERVICES		\$0	\$200	\$200
10-463-2601	FUEL AND OIL	\$0	\$0	\$662	\$8,000
10-463-2602	TIRES AND TUBES	\$0	\$0	\$0	\$700
10-463-2603	VEHICLE REPAIR & MAINTENANCE	\$0	\$0	\$8,000	\$8,000
10-463-2700	TRAVEL & TRAINING	\$0	\$0	\$500	\$600
10-463-2703	DRUG TESTING	\$0	\$0	\$400	\$400
10-463-2802	FORT GRANT CONTRACT	\$1,457	\$2,000	\$5,486	\$2,000
10-463-9301	LIQUOR PURCHASES	\$0	\$0	\$5,858	\$14,000
10-463-9401	FOOD & BEVERAGE PURCHASES	\$0	\$0	\$2,750	\$6,000
10-463-9501	PRO SHOP MERCHANDISE	\$0	\$0	\$2,550	\$3,600
10-463-9601	ADVERTISING	\$0	\$0	\$703	\$4,500
10-463-9690	MISC. EXPENSE	\$0	\$0	\$2,822	\$1,500
10-463-9691	OVER/SHORT - GOLF COURSE	\$0	\$0	\$120	\$300
10-463-9901	CAPITAL PURCHASES	\$0	\$0	\$91,407	\$0
<b>Expenditure Total</b>		<b>\$3,591</b>	<b>\$18,656</b>	<b>\$198,984</b>	<b>\$176,755</b>

**GENERAL FUND****Transfers**

<b>Account</b>	<b>Title</b>	<b>FY 13 Actual</b>	<b>FY 14 Budget</b>	<b>FY 14 Estimated</b>	<b>FY 15 Budget</b>
10-901-1080	TRSF OUT - FIREWORKS	\$3,500	\$3,500	\$5,514	\$0
10-901-1800	TRSF OUT - DEMOLITION FUND	\$7,062	\$300,000	\$73,725	\$0
10-901-1943	TRSF OUT - THEATER	\$15,000	\$0	\$0	\$0
10-901-4201	TRSF OUT - CEMETERY CURBING	\$0	\$5,000	\$0	\$0
10-901-4210	TRSF OUT - CEMETERY EXPANSION	\$0	\$20,000	\$20,000	\$0
10-901-4301	TRSF OUT - HAZEL JOHNSON PARK	\$0	\$12,000	\$0	\$0
10-901-4401	TRSF OUT - DOWNEN ST BUILDING	\$9,802	\$0	\$0	\$0
10-901-4601	TRSF OUT - KEILLER PARK NORTH	\$0	\$23,900	\$0	\$0
10-901-4701	TRSF OUT - CITY HALL FENCE	\$0	\$10,000	\$1,616	\$0
10-901-4801	TRSF OUT - CODIFICATION - MUNI	\$0	\$10,000	\$6,639	\$0
<b>Expenditure Total</b>		<b>\$35,364</b>	<b>\$384,400</b>	<b>\$107,494</b>	<b>\$0</b>

## HIGHWAY USER FUND

### Streets

	Account	Title	FY 13 Actual	FY 14 Budget	FY 14 Estimated	FY 15 Budget
<b>Revenue</b>	15-33-70000	Highway User	\$238,916	\$251,065	\$245,576	\$252,422
	15-38-20000	Fund Balance	\$0	\$16,530	\$32,433	\$255,686
	15-39-71100	City Sales Tax - 1%	\$738,428	\$772,836	\$650,758	\$686,628
	15-39-90100	Interest Income	\$1,679	\$4,186	\$4,614	\$3,500
		<b>Revenue Total</b>	<b>\$979,023</b>	<b>\$1,044,617</b>	<b>\$933,381</b>	<b>\$1,198,236</b>
<b>Expense</b>						
	15-451-1101	SALARIES	\$156,924	\$218,858	\$180,266	\$163,299
	15-451-1105	OVERTIME	\$86	\$2,543	\$500	\$2,500
	15-451-1201	INDUSTRIAL INSURANCE	\$17,438	\$31,321	\$30,097	\$37,332
	15-451-1202	MEDICAL INSURANCE	\$21,231	\$36,334	\$35,005	\$33,757
	15-451-1203	FICA	\$12,047	\$16,937	\$13,875	\$12,684
	15-451-1204	ARS	\$17,471	\$25,147	\$20,756	\$19,233
	15-451-1205	UNEMPLOYMENT	\$437	\$1,098	\$315	\$265
	15-451-1207	LIFE INSURANCE	\$461	\$931	\$701	\$701
	15-451-1208	HEALTH REIMB ALLOWANCE	\$3,540	\$9,141	\$7,315	\$6,300
	15-451-1209	BENEFITS FEES	\$660	\$1,306	\$1,042	\$2,395
	15-452-2102	UNIFORMS	\$2,003	\$2,700	\$2,527	\$2,700
	15-452-2115	EQUIPMENT REPAIR/MAINTENANCE	\$7,881	\$15,000	\$12,879	\$15,000
	15-452-2116	SMALL EQUIPMENT PURCHASES	\$2,290	\$4,000	\$4,000	\$4,000
	15-452-2117	STREET PRESERVATION	\$52,015	\$92,477	\$87,967	\$90,000
	15-452-2120	STREET PATCHING	\$38,575	\$36,000	\$41,937	\$34,000
	15-452-2125	STREET SIGN MAINTENANCE	\$7,248	\$15,000	\$8,000	\$10,000
	15-452-2190	OTHER SUPPLIES AND MATERIALS	\$2,230	\$7,000	\$2,083	\$3,000
	15-452-2401	RADIO	\$0	\$3,000	\$0	\$0
	15-452-2402	TELEPHONE	\$1,235	\$800	\$2,241	\$2,000
	15-452-2404	UTILITIES	\$73,170	\$80,000	\$75,008	\$80,000
	15-452-2590	CONTRACT SERVICES	\$1,836	\$3,000	\$2,000	\$3,000
	15-452-2601	FUEL AND OIL	\$17,576	\$18,000	\$20,000	\$20,000
	15-452-2602	TIRES AND TUBES	\$2,494	\$5,000	\$2,500	\$3,000
	15-452-2603	VEHICLE REPAIR/MAINTENANCE	\$8,730	\$8,000	\$8,000	\$8,000
	15-452-2700	TRAVEL AND TRAINING	\$84	\$1,000	\$100	\$500
	15-452-2801	MAINTENANCE CONTRACTS	\$0	\$3,000	\$0	\$1,500
	15-452-2802	FORT GRANT CONTRACT	\$2,093	\$4,000	\$2,000	\$3,000
	15-452-2870	EQUIPMENT LEASES	\$42,181	\$0	\$0	\$0
	15-452-9201	GENERAL INSURANCE	\$17,303	\$17,597	\$17,597	\$17,600
	15-452-9603	CONTINGENCY	\$0	\$0	\$0	\$25,000
	15-452-9690	MISC. EXPENSE	\$2,595	\$2,608	\$2,608	\$1,000
		<b>Total</b>	<b>\$511,834</b>	<b>\$661,798</b>	<b>\$581,319</b>	<b>\$601,766</b>
	15-453-9734	TRANSFER OUT	\$1,956	\$65,836	\$36,080	\$0
	15-453-9897	PRINCIPAL*	\$210,000	\$220,000	\$220,000	\$349,506
	15-453-9898	INTEREST AND FISCAL CHARGES*	\$110,185	\$96,983	\$95,983	\$86,964
	15-459-9901	CAPITAL PURCHASES**	\$0	\$0	\$0	\$160,000
		<b>Total</b>	<b>\$322,141</b>	<b>\$382,819</b>	<b>\$352,062</b>	<b>\$596,470</b>
		<b>Expenditure Total</b>	<b>\$833,975</b>	<b>\$1,044,617</b>	<b>\$933,381</b>	<b>\$1,198,236</b>
		<b>Net</b>	<b>\$145,048</b>	<b>\$0</b>	<b>\$0</b>	<b>\$0</b>

\* FY15 includes asphalt zipper pay-off at \$124,506 principal and \$3,607 interest ~ 7,011.15 in savings.

\*\* FY15 includes street sweeper purchase - \$160,000.

**GENERAL FUND**  
**Special Revenue Grants**

	Account	Title	FY 13 Actual	FY 14 Budget	FY 14 Estimated	FY 15 Budget
<b>Revenue</b>						
	16-33-40110	VICTIM RIGHTS	\$1,010	\$1,010	\$10,100	\$1,010
	16-33-40140	HERITAGE FUND	\$0	\$3,000	\$2,700	\$0
	16-33-40141	HOMELAND SECURITY	\$0	\$100,000	\$0	\$0
	16-33-40150	RICO	\$0	\$530	\$0	\$0
	16-33-40165	FT GRANT	\$32,355	\$0	\$0	\$0
	16-33-40243	CDBG	\$155,283	\$165,573	\$170,697	\$198,000
	16-33-40250	HSIP - STREET SIGNS	\$58,274	\$35,000	\$0	\$0
	16-33-40927	GOV OFFICE HIGHWAY SAFETY	\$9,000	\$60,000	\$3,133	\$0
	16-33-40935	LIBRARY GRANT - LSTA	\$360	\$17,829	\$17,829	\$6,100
	16-33-40936	LIBRARY GRANT - USDA	\$0	\$12,000	\$0	\$0
	16-33-40956	FIRE DEPARTMENT	\$0	\$300,000	\$0	\$500,000
	16-33-40962	STATE FARM YOUTH ADVISORY	\$30,096	\$15,000	\$0	\$0
	16-33-40963	CONTINGENCY	\$0	\$264,563	\$0	\$100,000
		<b>Total</b>	<b>\$286,378</b>	<b>\$974,505</b>	<b>\$204,459</b>	<b>\$805,110</b>
	16-38-75500	TRANSFERS/FINANCING	\$1,956	\$0	\$0	\$0
	16-38-80000	FUND BALANCE	\$0	\$0	\$14,397	\$15,699
		<b>Total</b>	<b>\$1,956</b>	<b>\$0</b>	<b>\$14,397</b>	<b>\$15,699</b>
		<b>Revenue Total</b>	<b>\$288,334</b>	<b>\$974,505</b>	<b>\$218,856</b>	<b>\$820,809</b>
<b>Expenses</b>						
	16-474-4014	HOMELAND SECURITY	\$0	\$100,000	\$0	\$0
	16-474-9841	VICTIM RIGHTS	\$1,010	\$1,010	\$3,914	\$7,196
	16-474-9844	HERITAGE FUND	\$0	\$3,000	\$2,700	\$0
	16-474-9845	RICO	\$0	\$530	\$0	\$0
	16-474-9846	FT GRANT	\$34,311	\$0	\$0	\$0
	16-474-9854	CDBG	\$155,283	\$165,573	\$161,184	\$207,513
	16-474-9855	HSIP - STREET SIGNS	\$58,274	\$35,000	\$0	\$0
	16-474-9865	LIBRARY - USDA	\$0	\$12,000	\$0	\$0
	16-474-9867	LIBRARY - LSTA	\$360	\$17,829	\$17,829	\$6,100
	16-474-9868	GOV OFFICE HIGHWAY SAFETY	\$9,000	\$60,000	\$3,133	\$0
	16-474-9956	FIRE DEPARTMENT	\$0	\$300,000	\$0	\$500,000
	16-474-9962	STATE FARM YOUTH ADVISORY	\$15,375	\$15,000	\$30,096	\$0
	16-474-9963	CONTINGENCY	\$0	\$264,563	\$0	\$100,000
		<b>Expenditure Total</b>	<b>\$273,613</b>	<b>\$974,505</b>	<b>\$218,856</b>	<b>\$820,809</b>
		<b>NET</b>	<b>\$14,721</b>	<b>\$0</b>	<b>\$0</b>	<b>\$0</b>

**GENERAL FUND  
Special Revenue Funds**

	<b>Account</b>	<b>Title</b>	<b>FY 13 Actual</b>	<b>FY 14 Budget</b>	<b>FY 14 Estimated</b>	<b>FY 15 Budget</b>
<b>Revenue</b>						
	17-33-40100	FIREWORKS - DONATIONS	\$5,784	\$5,000	\$2,025	\$5,000
	13-33-40150	RICO	\$0	\$0	\$0	\$568
	17-33-40205	FIREFIGHTER SAFETY	\$375	\$0	\$0	\$0
	17-33-40210	GOLF COURSE - INTEREST INCOME	\$10	\$20	\$0	\$0
	17-33-40220	GOLF COURSE - 2% SHARE	\$0	\$350	\$0	\$0
	17-33-40300	LIBRARY	\$1,510	\$500	\$1,290	\$500
	17-33-40350	LITTLE LEAGUE	\$2,000	\$0	\$0	\$0
	17-33-40400	RAILROAD	\$5,000	\$5,000	\$5,000	\$5,000
	17-33-40600	POLICE CONTRIBUTION	\$0	\$1,500	\$0	\$0
	17-33-40700	HUMANE SHELTER	\$385	\$0	\$6,264	\$3,017
	17-33-40850	STONEGARDEN	\$23,513	\$28,000	\$39,857	\$44,580
	17-33-40900	WILD LAND	\$10,866	\$15,000	\$11,000	\$12,000
		<b>Total</b>	<b>\$49,443</b>	<b>\$55,370</b>	<b>\$65,436</b>	<b>\$70,665</b>
	17-38-71080	FIREWORKS - CITY	\$3,500	\$3,500	\$5,514	\$4,100
	17-38-71945	THEATER	\$15,000	\$0	\$0	\$0
	17-38-80000	FUND BALANCE	\$0	\$84,321	\$72,566	\$83,643
		<b>Total</b>	<b>\$18,500</b>	<b>\$87,821</b>	<b>\$78,080</b>	<b>\$87,743</b>
	17-39-54000	RECYCLING	\$628	\$600	\$117	\$0
		<b>Total</b>	<b>\$628</b>	<b>\$600</b>	<b>\$117</b>	<b>\$0</b>
		<b>Revenue Total</b>	<b>\$68,571</b>	<b>\$143,791</b>	<b>\$143,633</b>	<b>\$158,408</b>
<b>Expense</b>						
	17-439-1080	FIREWORKS	\$8,627	\$9,100	\$9,100	\$9,100
	17-439-1090	FIREFIGHTER SAFETY	\$0	\$0	\$0	\$0
	17-439-1200	GOLF COURSE	\$5,452	\$11,054	\$832	\$4,399
	17-439-1350	LITTLE LEAGUE	\$2,000	\$0	\$0	\$0
	17-439-1400	RAILROAD	\$5,969	\$69,600	\$7,010	\$74,808
	17-439-1939	SKATE PARK	\$0	\$815	\$0	\$815
	17-439-1943	THEATER	\$15,000	\$0	\$0	\$0
	17-439-5010	LIBRARY	\$0	\$1,900	\$1,050	\$2,690
	17-439-5600	POLICE	\$0	\$2,022	\$0	\$522
	17-439-5700	HUMANE SHELTER	\$0	\$0	\$3,717	\$5,949
	17-439-6000	WILD LAND	\$5,279	\$16,300	\$11,000	\$14,977
	17-439-8000	STONE GARDEN	\$23,513	\$28,000	\$39,857	\$44,580
	17-439-9845	RICO	\$0	\$0	\$0	\$568
		<b>Total</b>	<b>\$65,840</b>	<b>\$138,791</b>	<b>\$72,566</b>	<b>\$158,408</b>
		<b>Expenditure Total</b>	<b>\$65,840</b>	<b>\$138,791</b>	<b>\$72,566</b>	<b>\$158,408</b>
		<b>Net</b>	<b>\$2,731</b>	<b>\$5,000</b>	<b>\$71,067</b>	<b>\$0</b>

**GENERAL FUND  
Debt Service Fund**

	<b>Account</b>	<b>Title</b>	<b>FY 13 Actual</b>	<b>FY 14 Budget</b>	<b>FY 14 Estimated</b>	<b>FY 15 Budget</b>
<b>Revenue</b>						
	20-31-61000	SECONDARY TAX LEVY	\$151,907	\$160,313	\$160,313	\$159,915
		<b>Total</b>	\$151,907	\$160,313	\$160,313	\$159,915
	20-38-75300	PRORATA WATER REVENUE	\$5,500	\$6,200	\$6,200	\$0
		<b>Total</b>	\$5,500	\$6,200	\$6,200	\$0
		<b>Revenue Total</b>	<b>\$157,407</b>	<b>\$166,513</b>	<b>\$166,513</b>	<b>\$159,915</b>
<b>Expenses</b>						
	20-406-9612	ALLOWANCE UNCOLLECTABLE TAX	\$0	\$0	\$0	\$4,658
	20-406-9897	PRINCIPAL	\$120,000	\$131,000	\$131,000	\$125,000
	20-406-9898	INTEREST (DEBT SERVICE)	\$40,079	\$35,513	\$35,513	\$30,257
		<b>Expenditure Total</b>	<b>\$160,079</b>	<b>\$166,513</b>	<b>\$166,513</b>	<b>\$159,915</b>
		<b>Net Total</b>	<b>-\$2,672</b>	<b>\$0</b>	<b>\$0</b>	<b>\$0</b>

**GENERAL FUND**  
**Capital Improvement**

	<b>Account</b>	<b>Title</b>	<b>FY 13 Actual</b>	<b>FY 14 Budget</b>	<b>FY 14 Estimated</b>	<b>FY 15 Budget</b>
<b>Revenue</b>						
	21-35-51800	GRANT REVENUE	\$18,998	\$0	\$12,028	\$0
		<b>Total</b>	<b>\$18,998</b>	<b>\$0</b>	<b>\$12,028</b>	<b>\$0</b>
	21-38-74201	CEMETERY CURBING	\$0	\$5,000	\$0	\$0
	21-38-74110	CEMETERY EXPANSION	\$0	\$20,000	\$20,000	\$0
	21-38-74301	HAZEL JOHNSON PARK	\$0	\$12,000	\$0	\$0
	21-38-74401	DOWNEN ST BUILDING	\$9,802	\$0	\$0	\$0
	21-38-74601	KEILLER PARK NORTH	\$0	\$23,900	\$0	\$0
	21-38-74701	CITY HALL FENCE	\$0	\$10,000	\$1,616	\$0
	21-38-74801	CODIFICATION	\$0	\$10,000	\$6,639	\$0
		<b>Total</b>	<b>\$9,802</b>	<b>\$80,900</b>	<b>\$28,255</b>	<b>\$0</b>
	21-39-90100	INTEREST INCOME	\$42	\$0	\$28	\$0
	21-39-99800	FUND BALANCE APPROPRIATION	\$0	\$42,482	\$0	\$0
		<b>Total</b>	<b>\$42</b>	<b>\$42,482</b>	<b>\$28</b>	<b>\$0</b>
		<b>Revenue Total</b>	<b>\$28,842</b>	<b>\$123,382</b>	<b>\$40,311</b>	<b>\$0</b>
<b>Expenses</b>						
	21-404-4201	CEMETERY CURBING	\$0	\$5,000	\$0	\$0
	21-404-4210	CEMETERY EXPANSION	\$0	\$20,000	\$20,000	\$0
	21-404-4301	HAZEL JOHNSON PARK	\$0	\$12,000	\$0	\$0
	21-404-4401	DOWNEN ST BUILDING	\$9,802	\$0	\$0	\$0
	21-404-4601	KEILLER PARK NORTH	\$0	\$23,900	\$0	\$0
	21-404-4701	CITY HALL FENCE	\$0	\$10,000	\$1,616	\$0
	21-404-4801	CODIFICATION	\$0	\$10,000	\$6,639	\$0
	21-404-4901	GOLF COURSE EQUIPMENT	\$0	\$0	\$0	\$0
	21-404-9804	LIBRARY	\$18,998	\$0	\$12,028	\$0
	21-404-9805	POLICE	\$220	\$42,482	\$0	\$0
		<b>Total</b>	<b>\$29,020</b>	<b>\$123,382</b>	<b>\$40,283</b>	<b>\$0</b>
		<b>Expenditure Total</b>	<b>\$29,020</b>	<b>\$123,382</b>	<b>\$40,283</b>	<b>\$0</b>
		<b>Net</b>	<b>-\$178</b>	<b>\$0</b>	<b>\$28</b>	<b>\$0</b>

**GENERAL FUND**  
**Repair & Demolition**

	<b>Account</b>	<b>Title</b>	<b>FY 13 Actual</b>	<b>FY 14 Budget</b>	<b>FY 14 Estimated</b>	<b>FY 15 Budget</b>
<b>Revenue</b>	22-38-71800	Repair and Demolition	\$7,062	\$300,000	\$73,725	\$10,000
		<b>Revenue Total</b>	<b>\$7,062</b>	<b>\$300,000</b>	<b>\$73,725</b>	<b>\$10,000</b>
<b>Expense</b>	22-447-1800	Repair and Demolition	\$7,062	\$300,000	\$73,725	\$0
		<b>Expenditure Total</b>	<b>\$7,062</b>	<b>\$300,000</b>	<b>\$73,725</b>	<b>\$10,000</b>
		<b>Net</b>	<b>\$0</b>	<b>\$0</b>	<b>\$0</b>	<b>\$0</b>

Note: Transfer in from "Community Programs"



**UTILITIES**

**Gas Fund**

	<b>Account</b>	<b>Title</b>	<b>FY 13 Actual</b>	<b>FY 14 Budget</b>	<b>FY 14 Estimated</b>	<b>FY 15 Budget</b>
<b>Revenue</b>						
	50-34-10100	GAS	\$797,433	\$1,264,710	\$856,840	\$909,536
	50-34-90200	PENALTY	\$5,841	\$6,695	\$7,978	\$8,000
	50-34-90300	CONNECTION	\$4,930	\$5,000	\$6,381	\$6,400
		<b>Total</b>	<b>\$808,204</b>	<b>\$1,276,405</b>	<b>\$871,199</b>	<b>\$923,936</b>
	50-37-90100	INTEREST	\$4,088	\$9,543	\$9,908	\$10,000
	50-37-93500	MUNIGAS DISCOUNT	\$24,263	\$20,000	\$23,128	\$23,000
	50-37-95000	MISCELLANEOUS RECEIPTS	\$1,442	\$2,000	\$1,000	\$1,000
		<b>Total</b>	<b>\$29,793</b>	<b>\$31,543</b>	<b>\$34,036</b>	<b>\$34,000</b>
	50-39-99800	FUND BALANCE APPROPRIATION	\$0	\$89,125	\$49,365	\$203,972
		<b>Total</b>	<b>\$0</b>	<b>\$89,125</b>	<b>\$49,365</b>	<b>\$203,972</b>
		<b>Revenue Total</b>	<b>\$837,997</b>	<b>\$1,397,073</b>	<b>\$954,600</b>	<b>\$1,161,908</b>

Expense						
	50-450-1050	GAS PURCHASE	\$309,190	\$700,000	\$389,266	\$486,582
		<b>Total</b>	<b>\$309,190</b>	<b>\$700,000</b>	<b>\$389,266</b>	<b>\$486,582</b>
	50-451-1101	SALARIES	\$47,932	\$94,481	\$93,309	\$93,117
	50-451-1105	OVERTIME	\$5,221	\$7,179	\$3,887	\$5,000
	50-451-1201	INDUSTRIAL INSURANCE	\$3,239	\$4,221	\$5,409	\$6,703
	50-451-1202	MEDICAL INSURANCE	\$16,759	\$19,692	\$20,960	\$21,865
	50-451-1203	FICA	\$6,316	\$7,777	\$7,180	\$7,506
	50-451-1204	ARS	\$9,561	\$11,732	\$11,278	\$11,382
	50-451-1205	UNEMPLOYMENT	\$166	\$549	\$132	\$132
	50-451-1207	LIFE INSURANCE	\$286	\$349	\$351	\$351
	50-451-1208	HEALTH REIMB ALLOWANCE	\$2,637	\$3,917	\$4,322	\$3,780
	50-451-1209	BENEFITS FEES	\$417	\$526	\$525	\$1,390
		<b>Total</b>	<b>\$92,534</b>	<b>\$150,423</b>	<b>\$147,353</b>	<b>\$151,226</b>
	50-452-2102	UNIFORMS	\$949	\$2,200	\$2,200	\$1,000
	50-452-2111	SHOP SUPPLIES	\$1,624	\$2,000	\$2,000	\$2,000
	50-452-2113	PIPE AND FITTINGS	\$11,994	\$22,000	\$22,000	\$22,000
	50-452-2115	EQUIPMENT REPAIR/MAINTENANCE	\$3,443	\$6,800	\$6,800	\$6,800
	50-452-2116	SMALL EQUIPMENT PURCHASES	\$4,946	\$5,500	\$5,500	\$8,300
	50-452-2190	OTHER SUPPLIES AND MATERIALS	\$2,052	\$4,000	\$4,600	\$4,600
	50-452-2401	RADIO	\$0	\$2,000	\$0	\$0
	50-452-2402	TELEPHONE	\$1,164	\$900	\$900	\$2,900
	50-452-2403	POSTAGE	\$32	\$300	\$300	\$300
	50-452-2404	UTILITIES	\$2,667	\$2,900	\$2,900	\$2,900
	50-452-2590	CONTRACT SERVICES	\$11,232	\$15,000	\$15,000	\$5,000
	50-452-2601	FUEL AND OIL	\$10,774	\$11,000	\$11,000	\$11,000
	50-452-2602	TIRES AND TUBES	\$1,974	\$1,500	\$200	\$2,000
	50-452-2603	VEHICLE REPAIR/MAINTENANCE	\$1,911	\$3,000	\$3,000	\$2,500
	50-452-2700	TRAVEL AND TRAINING	\$1,538	\$3,800	\$3,800	\$3,800
	50-452-2702	MANDATORY/CERTIFICATION	\$0	\$5,000	\$5,000	\$5,000
	50-452-2703	DRUG TESTING	\$1,513	\$1,200	\$1,200	\$1,200
	50-452-2802	FORT GRANT CONTRACT	\$1,995	\$2,000	\$2,000	\$1,500
	50-452-2804	SUBSCRIPTIONS/MEMBERSHIPS	\$995	\$1,400	\$1,400	\$1,400
	50-452-2810	BLUE STAKE	\$2,108	\$2,000	\$2,000	\$2,000
	50-452-2851	STATE LAND PAYMENTS	\$0	\$2,100	\$2,100	\$2,100
	50-452-2853	LOSS ON INVESTMENT	\$0	\$0	\$0	\$0
	50-452-2858	DEPRECIATION EXPENSE	\$45,689	\$0	\$0	\$0
	50-452-2870	EQUIPMENT LEASES	\$0	\$2,000	\$2,000	\$2,000
	50-452-9201	GENERAL INSURANCE	\$6,382	\$0	\$0	\$0
	50-452-9601	ADVERTISING	\$2,881	\$3,000	\$3,000	\$3,000
	50-452-9603	CONTINGENCY	\$195	\$25,000	\$0	\$20,000
	50-452-9611	COLLECTION EXPENSE	\$169	\$0	\$0	\$0
	50-452-9690	MISC.	\$4,355	\$5,000	\$5,000	\$5,000
	50-452-9802	LEAKAGE SURVEY	\$6,580	\$3,500	\$3,500	\$0
	50-452-9803	CATHODIC PROTECTION	\$0	\$2,000	\$2,000	\$2,000
		<b>Total</b>	<b>\$129,162</b>	<b>\$137,100</b>	<b>\$109,400</b>	<b>\$120,300</b>
	50-453-4000	ADMINISTRATIVE SERVICES	\$190,731	\$215,995	\$216,000	\$219,456
		<b>Total</b>	<b>\$190,731</b>	<b>\$215,995</b>	<b>\$216,000</b>	<b>\$219,456</b>
	50-454-4000	LICENSE FEES - 5%	\$39,964	\$63,466	\$42,842	\$45,477
		<b>Total</b>	<b>\$39,964</b>	<b>\$63,466</b>	<b>\$42,842</b>	<b>\$45,477</b>
	50-459-9901	CAPITAL PURCHASES	\$746	\$16,700	\$9,239	\$12,967
	50-459-9902	CAPITAL IMPROVEMENTS	\$0	\$110,889	\$40,500	\$123,400
	50-459-9911	NEW SERVICE INSTALLATION	\$93	\$2,500	\$0	\$2,500
		<b>Total</b>	<b>\$839</b>	<b>\$130,089</b>	<b>\$49,739</b>	<b>\$138,867</b>
		<b>Expenditure Total</b>	<b>\$762,420</b>	<b>\$1,397,073</b>	<b>\$954,600</b>	<b>\$1,161,908</b>
		<b>Net</b>	<b>\$75,577</b>	<b>\$0</b>	<b>\$0</b>	<b>\$0</b>

Note: 90400 - Connection Fee and 90400 - Reconnect Fee are now combined.

Note: 453-9734 - Transfers are now accounted for in 459-9901 - Capital Purchases and 459-9902 - Capital Improvements.

Note: FY15 includes the annual CPI increase approved with Resolution 2013-21; this year = 1.6%.

**UTILITIES**  
**Gas Fund Capital**

	<b>Account</b>	<b>Title</b>	<b>FY 13 Actual</b>	<b>FY 14 Budget</b>	<b>FY 14 Estimated</b>	<b>FY 15 Budget</b>
<b>Revenue</b>						
	80-38-75500	TRANSFER IN	\$0	\$130,089	\$0	\$0
		<b>Total</b>	\$0	\$130,089	\$0	\$0
<b>Expenses</b>						
	80-404-9901	CAPITAL PURCHASES	\$0	\$16,700	\$0	\$0
	80-404-9902	CAPITAL IMPROVEMENTS	\$0	\$110,889	\$0	\$0
	80-404-9911	NEW SERVICES	\$0	\$2,500	\$0	\$0
		<b>Expenditure Total</b>	\$0	\$130,089	\$0	\$0
		<b>Net Total</b>	\$0	\$0	\$0	\$0
Capital recorded in "UTILITIES Gas Fund".						

**UTILITIES**  
**Gas Fund**  
**Capital Improvements and Capital Purchases**  
**FY 15**

**Capital Improvements - 50-459-9902**

<b>Project Title</b>	<b>Description/Justification</b>	<b>Cost</b>
Meter Upgrade/Replacement	Replace gas meters and regulators throughout the City. This would increase revenue due to more accurate meters. They are also mandated by ACC to upgrade at least 10% of the system every year.	\$58,500
Service Line Replacement	For Middle School, will require boring	\$4,000
Steel Gas Main Replacement	Replace approximately 4,000 to 5,000 feet of steel gas main with Polyethylene pipe.	\$60,900
<b>Total</b>		<b>\$123,400</b>

**Capital Purchases - 50-459-9901**

<b>Project Title</b>	<b>Description/Justification</b>	<b>Cost</b>
1 1/2" to 2" Gas No-Blo Valve Replacement Tool	This device is used to replace valves on service risers.	\$3,700
Three (3) Computers	Computers have exceeded life expectancy. Our tech support recommends replacement.	\$3,600
Over-Head Vehicle Hoist	Present hoist unable to handle heavier vehicles. (1/3) cost distribution Water/Sewer/Gas	\$3,000
Tire Changing Machine	The current machine, purchased in 1985, has exceeded life expectancy. (1/3) cost distribution Water/Sewer/Gas	\$2,667
<b>Total</b>		<b>\$12,967</b>

**UTILITIES**  
**Sewer Fund**

	<b>Account</b>	<b>Title</b>	<b>FY 13 Actual</b>	<b>FY 14 Budget</b>	<b>FY 14 Estimated</b>	<b>FY 15 Budget</b>
<b>Revenue</b>						
	52-34-40000	SEWER	\$714,499	\$731,927	\$740,905	\$778,543
	52-34-70000	CONNECTION	\$420	\$5,000	\$1,000	\$1,000
	52-34-90200	PENALTY	\$4,957	\$6,395	\$6,982	\$6,500
		<b>Total</b>	<b>\$719,876</b>	<b>\$743,322</b>	<b>\$748,887</b>	<b>\$786,043</b>
	52-37-90100	INTEREST	-\$6,548	\$10,539	\$9,914	\$10,000
	52-37-95000	MISCELLANEOUS	\$0	\$0	\$1,337	\$0
		<b>Total</b>	<b>-\$6,548</b>	<b>\$10,539</b>	<b>\$11,251</b>	<b>\$10,000</b>
	52-38-10000	SEWER LOAN	\$0	\$0	\$0	\$0
	52-38-20000	WIFA GRANT/LOANS	\$0	\$0	\$0	\$0
	52-38-75500	TRANSFERS	\$0	\$0	\$0	\$0
		<b>Total</b>	<b>\$0</b>	<b>\$0</b>	<b>\$0</b>	<b>\$0</b>
	52-39-99800	FUND BALANCE APPROPRIATION	\$0	\$0	\$0	\$0
		<b>Total</b>	<b>\$0</b>	<b>\$0</b>	<b>\$0</b>	<b>\$0</b>
		<b>Revenue Total</b>	<b>\$713,328</b>	<b>\$753,861</b>	<b>\$760,138</b>	<b>\$796,043</b>

<b>Expense</b>						
	52-451-1101	SALARIES	\$101,343	\$102,604	\$102,288	\$101,335
	52-451-1105	OVERTIME	\$12,670	\$6,244	\$6,534	\$5,000
	52-451-1201	INDUSTRIAL INSURANCE	\$4,257	\$5,316	\$6,800	\$8,475
	52-451-1202	MEDICAL INSURANCE	\$16,912	\$19,692	\$18,226	\$24,017
	52-451-1203	FICA	\$8,124	\$8,327	\$8,153	\$8,135
	52-451-1204	ARS	\$12,114	\$12,561	\$12,462	\$12,335
	52-451-1205	UNEMPLOYMENT	\$305	\$462	\$144	\$132
	52-451-1207	LIFE INSURANCE	\$295	\$349	\$351	\$351
	52-451-1208	HEALTH REIMB ALLOWANCE	\$2,859	\$3,917	\$3,768	\$3,780
	52-451-1209	BENEFITS FEES	\$452	\$526	\$476	\$1,390
		<b>Total</b>	<b>\$159,331</b>	<b>\$159,998</b>	<b>\$159,202</b>	<b>\$164,950</b>
	52-452-2102	UNIFORMS	\$1,287	\$1,200	\$1,200	\$1,200
	52-452-2104	CLEANING & CHEMICALS	\$18,720	\$18,000	\$18,000	\$18,000
	52-452-2113	PIPE AND FITTINGS	\$18,736	\$14,000	\$14,000	\$10,000
	52-452-2115	EQUIPMENT REPAIR/MAINTENANCE	\$28,832	\$35,000	\$35,000	\$35,000
	52-452-2116	SMALL EQUIPMENT PURCHASES	\$8,392	\$2,500	\$2,500	\$2,500
	52-452-2402	TELEPHONE	\$1,809	\$2,000	\$2,000	\$2,000
	52-452-2403	POSTAGE	\$0	\$600	\$600	\$600
	52-452-2404	UTILITIES	\$57,531	\$77,092	\$77,092	\$45,000
	52-452-2503	ENGINEER FEES	\$0	\$20,000	\$20,000	\$20,000
	52-452-2590	CONTRACT SERVICES	\$31,895	\$24,000	\$7,000	\$5,000
	52-452-2601	FUEL AND OIL	\$6,829	\$4,000	\$4,000	\$6,000
	52-452-2602	TIRES AND TUBES	\$1,717	\$1,000	\$200	\$2,000
	52-452-2603	VEHICLE REPAIR/MAINTENANCE	\$1,518	\$2,000	\$2,000	\$2,000
	52-452-2700	TRAVEL AND TRAINING	\$1,150	\$2,500	\$2,500	\$2,500
	52-452-2702	MANDATORY CERTIFICATION	\$0	\$1,000	\$1,000	\$2,000
	52-452-2802	FORT GRANT CONTRACT	\$2,191	\$2,500	\$2,500	\$2,000
	52-452-2804	SUBSCRIPTIONS/MEMBERSHIPS	\$175	\$300	\$300	\$300
	52-452-2810	BLUE STAKE	\$1,193	\$800	\$800	\$800
	52-452-2812	SEWER SAMPLES	\$23,237	\$18,000	\$18,000	\$18,000
	52-452-2858	DEPRECIATION EXPENSE	\$96,972	\$0	\$0	\$0
	52-452-9201	GENERAL INSURANCE	\$7,127	\$0	\$0	\$0
	52-452-9603	CONTINGENCY	-\$60	\$0	\$0	\$15,000
	52-452-9604	LABORATORY SUPPLIES	\$9,126	\$12,000	\$12,000	\$12,000
	52-452-9606	LABORATORY CERTIFICATION	\$2,189	\$4,000	\$4,000	\$4,000
	52-452-9619	ADEQ PERMITS	\$5,854	\$12,000	\$12,000	\$12,000
	52-452-9690	MISC. EXPENSE	\$3,933	\$5,000	\$5,000	\$5,000
	52-452-9695	EFFLUENT WATER SPREAD	\$0	\$10,920	\$10,920	\$10,920
		<b>Total</b>	<b>\$330,353</b>	<b>\$270,412</b>	<b>\$252,612</b>	<b>\$233,820</b>
	52-453-4000	ADMINISTRATIVE SERVICES	\$127,361	\$121,485	\$121,488	\$123,432
	52-453-9892	DEBT SERVICE	\$2,083	\$0	\$0	\$0
	52-453-9897	PRINCIPLE	\$0	\$44,957	\$44,957	\$46,751
	52-453-9898	INTEREST	\$29,355	\$27,115	\$27,115	\$25,320
		<b>Total</b>	<b>\$158,799</b>	<b>\$193,557</b>	<b>\$193,560</b>	<b>\$195,503</b>
	52-454-4000	LICENSE FEES - 5%	\$35,957	\$36,475	\$37,045	\$38,927
		<b>Total</b>	<b>\$35,957</b>	<b>\$36,475</b>	<b>\$37,045</b>	<b>\$38,927</b>
	52-459-9901	CAPITAL PURCHASES	\$536	\$26,052	\$9,300	\$38,267
	52-459-9902	CAPITAL IMPROVEMENT	\$858	\$0	\$0	\$30,000
	52-459-9905	SEWER PLANT CONSTRUCTION	\$0	\$0	\$0	\$0
		<b>Total</b>	<b>\$1,394</b>	<b>\$26,052</b>	<b>\$9,300</b>	<b>\$68,267</b>
		<b>Expense Total</b>	<b>\$685,834</b>	<b>\$686,494</b>	<b>\$651,719</b>	<b>\$701,467</b>
		<b>Net</b>	<b>\$27,494</b>	<b>\$67,367</b>	<b>\$108,418</b>	<b>\$94,576</b>

Note: 453-9734 - Transfer is now accounted for in 459-9901 - Capital Purchases and 459-9902 - Capital Improvement.

Note: FY15 includes the annual CPI increase approved with Resolution 2013-18; this year = 1.6%.

**UTILITIES**  
**Sewer Fund Capital**

	<b>Account</b>	<b>Title</b>	<b>FY 13 Actual</b>	<b>FY 14 Budget</b>	<b>FY 14 Estimated</b>	<b>FY 15 Budget</b>
<b>Revenue</b>						
	82-38-10000	SEWER LOAN	\$0	\$2,000,000	\$0	\$1,200,000
	82-38-20000	WIFA GRANTS/LOANS	\$0	\$8,000,000	\$500,000	\$4,800,000
	82-38-75500	TRANSFER IN	\$0	\$67,367	\$0	\$0
		<b>Total</b>	\$0	\$10,067,367	\$500,000	\$6,000,000
<b>Expenses</b>						
	82-404-9901	CAPITAL PURCHASES	\$0	\$31,700	\$0	\$0
	82-404-9902	CAPITAL IMPROVEMENT	\$0	\$35,667	\$0	\$0
	82-404-9905	SEWER PLANT CONSTRUCTION	\$0	\$10,000,000	\$500,000	\$6,000,000
		<b>Expenditure Total</b>	\$0	\$10,067,367	\$500,000	\$6,000,000
		<b>Net Total</b>	\$0	\$0	\$0	\$0
Capital recorded in "UTILITIES Sewer Fund".						

**UTILITIES**  
**Sewer Fund**  
**Capital Improvements and Capital Purchases**  
**FY15**

**Capital Improvements - 52-459-9902**

<b>Project Title</b>	<b>Description/Justification</b>	<b>Cost</b>
Three (3) Spare Pumps for Collection Lift Stations	Should the current pumps in the lift stations fail, the spare pumps could be installed without any wait time for replacement pumps to be rebuilt and/or repaired, thus insuring continuation of sewer service to the City.	\$30,000
<b>Total</b>		<b>\$30,000</b>

**Capital Purchases - 52-459-9901**

<b>Project Title</b>	<b>Description/Justification</b>	<b>Cost</b>
Sewer System Camera	The sewer system camera would be utilized to inspect aging sewer mains and identification of problem areas, broken lines for repair, and prevent infiltration. This will also help us apply for grants to update the collection system.	\$29,000
Three (3) computers	Computers have exceeded life expectancy. Our tech support recommends replacement.	\$3,600
Over-Head Vehicle Hoist	Present hoist unable to handle heavier vehicles. (1/3) cost distribution Water/Sewer/Gas	\$3,000
Tire Changing Machine	Current machine purchased in 1985 has exceeded life expectancy. (1/3) cost distribution Water/Sewer/Gas	\$2,667
<b>Total</b>		<b>\$38,267</b>



**UTILITIES  
Water Fund**

	<b>Account</b>	<b>Title</b>	<b>FY 13 Actual</b>	<b>FY 14 Budget</b>	<b>FY 14 Estimated</b>	<b>FY 15 Budget</b>
<b>Revenue</b>						
	51-34-20000	WATER SALES	\$614,784	\$641,000	\$593,370	\$599,304
	51-34-20500	WATER SALES - CONSTRUCTION	\$4,568	\$5,000	\$3,618	\$5,000
	51-34-90200	PENALTY	\$4,291	\$5,552	\$5,597	\$5,600
	51-34-90300	CONNECTIONS	\$4,370	\$5,000	\$5,453	\$6,000
		<b>Total</b>	<b>\$628,013</b>	<b>\$656,552</b>	<b>\$608,038</b>	<b>\$615,904</b>
	51-37-90100	INTEREST	-\$8,607	\$13,742	\$14,832	\$15,000
	51-37-95000	MISCELLANEOUS	\$350	\$2,000	\$3,414	\$1,800
		<b>Total</b>	<b>-\$8,257</b>	<b>\$15,742</b>	<b>\$18,246</b>	<b>\$16,800</b>
	51-38-75500	TRANSFER	\$0	\$0	\$0	\$0
		<b>Total</b>	<b>\$0</b>	<b>\$0</b>	<b>\$0</b>	<b>\$0</b>
	51-39-99800	FUND BALANCE APPROPRIATION	\$0	\$84,203	\$0	\$37,532
		<b>Total</b>	<b>\$0</b>	<b>\$84,203</b>	<b>\$0</b>	<b>\$37,532</b>
		<b>Revenue Total</b>	<b>\$619,756</b>	<b>\$756,497</b>	<b>\$626,284</b>	<b>\$670,236</b>

<b>Expense</b>						
	51-451-1101	SALARIES	\$135,936	\$127,544	\$112,485	\$112,418
	51-451-1105	OVERTIME	\$14,287	\$8,456	\$3,831	\$3,000
	51-451-1201	INDUSTRIAL INSURANCE	\$7,341	\$6,765	\$6,658	\$9,352
	51-451-1202	MEDICAL INSURANCE	\$26,617	\$27,746	\$29,044	\$30,187
	51-451-1203	FICA	\$11,028	\$10,404	\$8,735	\$8,829
	51-451-1204	ARS	\$16,696	\$15,694	\$13,627	\$13,388
	51-451-1205	UNEMPLOYMENT	\$336	\$599	\$314	\$176
	51-451-1207	LIFE INSURANCE	\$450	\$466	\$468	\$468
	51-451-1208	HEALTH REIMB ALLOWANCE	\$4,149	\$5,223	\$5,320	\$5,040
	51-451-1209	BENEFITS FEES	\$656	\$701	\$700	\$1,853
		<b>Total</b>	<b>\$217,496</b>	<b>\$203,598</b>	<b>\$181,182</b>	<b>\$184,711</b>
	51-452-2102	UNIFORMS	\$1,190	\$1,500	\$1,500	\$1,000
	51-452-2104	CLEANING & CHEMICALS	\$4,325	\$4,200	\$4,200	\$4,200
	51-452-2113	PIPE AND FITTINGS	\$7,534	\$30,000	\$30,000	\$30,000
	51-452-2115	EQUIPMENT REPAIR/MAINTENANCE	\$6,703	\$5,500	\$5,500	\$5,500
	51-452-2116	SMALL EQUIPMENT PURCHASES	\$7,255	\$5,000	\$6,000	\$6,500
	51-452-2402	TELEPHONE	\$2,590	\$3,000	\$3,000	\$3,000
	51-452-2403	POSTAGE	\$0	\$100	\$100	\$100
	51-452-2404	UTILITIES	\$54,832	\$56,000	\$56,000	\$56,000
	51-452-2590	CONTRACT SERVICES	\$7,129	\$6,000	\$6,000	\$3,000
	51-452-2601	FUEL AND OIL	\$8,218	\$9,000	\$9,000	\$10,000
	51-452-2602	TIRES AND TUBES	\$2,274	\$1,500	\$200	\$2,000
	51-452-2603	VEHICLE REPAIR/MAINTENANCE	\$2,913	\$4,000	\$4,000	\$4,000
	51-452-2700	TRAVEL AND TRAINING	\$1,197	\$2,500	\$2,500	\$2,500
	51-452-2702	MANDATORY CERTIFICATION	\$85	\$1,000	\$1,000	\$2,000
	51-452-2802	FORT GRANT CONTRACT	\$2,093	\$2,000	\$2,000	\$1,500
	51-452-2804	SUBSCRIPTIONS/MEMBERSHIPS	\$252	\$250	\$250	\$250
	51-452-2806	AZ STATE FEE - DWR	\$0	\$5,240	\$5,240	\$5,240
	51-452-2810	BLUE STAKE	\$1,217	\$1,000	\$1,000	\$1,000
	51-452-2811	WATER SAMPLES	\$11,790	\$10,000	\$10,000	\$7,000
	51-452-2851	STATE LAND PAYMENTS	\$4,800	\$6,000	\$6,000	\$6,000
	51-452-2853	LOSS ON INVESTMENT	\$0	\$0	\$0	\$0
	51-452-2858	DEPRECIATION EXPENSE	\$162,904	\$0	\$0	\$0
	51-452-9201	GENERAL INSURANCE	\$9,282	\$0	\$0	\$0
	51-452-9601	ADVERTISING	\$0	\$1,000	\$1,000	\$1,000
	51-452-9603	CONTINGENCY	-\$60	\$15,000	\$0	\$15,000
	51-452-9690	MISC.	\$2,824	\$4,500	\$4,500	\$4,500
		<b>Total</b>	<b>\$301,347</b>	<b>\$174,290</b>	<b>\$158,990</b>	<b>\$171,290</b>
	51-453-4000	ADMINISTRATIVE SERVICES	\$128,264	\$116,053	\$116,053	\$117,909
	51-453-9735	DEBT SERVICE	\$5,500	\$6,200	\$6,200	\$0
	51-453-9897	PRINCIPLE	\$0	\$24,000	\$24,000	\$25,000
	51-453-9898	INTEREST	\$35,977	\$34,609	\$34,609	\$33,619
		<b>Total</b>	<b>\$169,741</b>	<b>\$180,862</b>	<b>\$180,862</b>	<b>\$176,528</b>
	51-454-4000	LICENSE FEES - 5%	\$30,940	\$32,300	\$30,232	\$29,700
		<b>Total</b>	<b>\$30,940</b>	<b>\$32,300</b>	<b>\$30,232</b>	<b>\$29,700</b>
	51-459-9901	CAPITAL PURCHASES	\$12,325	\$16,700	\$9,239	\$33,267
	51-459-9902	CAPITAL IMPROVEMENT	\$18,815	\$143,747	\$51,000	\$64,740
	51-459-9911	NEW SERVICE	\$299	\$5,000	\$0	\$10,000
		<b>Total</b>	<b>\$31,439</b>	<b>\$165,447</b>	<b>\$60,239</b>	<b>\$108,007</b>
		<b>Expenditure Total</b>	<b>\$750,963</b>	<b>\$756,497</b>	<b>\$611,504</b>	<b>\$670,236</b>
		<b>Net</b>	<b>-\$131,207</b>	<b>\$0</b>	<b>\$14,780</b>	<b>\$0</b>

Note: 453-9734 - Transfer is now accounted for in 459-9901 - Capital Purchases and 459-9902 - Capital Improvement

Note: FY15 includes the annual CPI increase approved with Resolution 2013-20; this year = 1.6%.

**UTILITIES**  
**Water Fund Capital**

	<b>Account</b>	<b>Title</b>	<b>FY 13 Actual</b>	<b>FY 14 Budget</b>	<b>FY 14 Estimated</b>	<b>FY 15 Budget</b>
<b>Revenue</b>						
	81-38-75500	TRANSFER IN	\$0	\$165,447	\$0	\$0
		<b>Total</b>	\$0	\$165,447	\$0	\$0
<b>Expenses</b>						
	81-404-9901	CAPITAL PURCHASES	\$0	\$16,700	\$0	\$0
	81-404-9902	CAPITAL IMPROVEMENT	\$0	\$143,747	\$0	\$0
	81-404-9911	NEW SERVICE	\$0	\$5,000	\$0	\$0
		<b>Expenditure Total</b>	\$0	\$165,447	\$0	\$0
		<b>Net Total</b>	\$0	\$0	\$0	\$0
Capital recorded in "UTILITIES WATER Fund".						

**UTILITIES**  
**Water Fund**  
**Capital Improvements and Capital Purchases**  
**FY 15**

**Capital Improvements - 51-459-9902**

<b>Project Title</b>	<b>Description/Justification</b>	<b>Cost</b>
Automatic Meter Reading Upgrades	Increase meter accuracy and reduce meter reading time.	\$64,740
<b>Total</b>		<b>\$64,740</b>

**Capital Purchases - 51-459-9901**

<b>Project Title</b>	<b>Description/Justification</b>	<b>Cost</b>
Well #1 Replace Old 200 Hp Well Motor	Replace old 200 Hp Well #1 motor with a new 125 Hp premium efficient motor.	\$12,000
Fire Hydrant Replacement and Upgrades	Replace broken or inoperable hydrants.	\$12,000
Three (3) computers	Computers have exceeded life expectancy. Our tech support recommends replacement.	\$3,600
Over-Head Vehicle Hoist	Present hoist unable to handle heavier vehicles. (1/3) cost distribution Water/Sewer/Gas	\$3,000
Tire Changing Machine	Current machine purchased in 1985 has exceeded life expectancy. (1/3) cost distribution Water/Sewer/Gas	\$2,667
<b>Total</b>		<b>\$33,267</b>

**UTILITIES  
Refuse Fund**

	<b>Account</b>	<b>Title</b>	<b>FY 13 Actual</b>	<b>FY 14 Budget</b>	<b>FY 14 Estimated</b>	<b>FY 15 Budget</b>
<b>Revenue</b>						
	53-34-30100	REFUSE COLLECTION	\$662,230	\$658,209	\$688,372	\$699,386
	53-34-90200	PENALTY FEES	\$4,740	\$5,713	\$6,151	\$6,249
		<b>Total</b>	<b>\$666,970</b>	<b>\$663,922</b>	<b>\$694,523</b>	<b>\$705,635</b>
	53-37-90100	INTEREST	\$0	\$0	\$0	\$0
		<b>Total</b>	<b>\$0</b>	<b>\$0</b>	<b>\$0</b>	<b>\$0</b>
	53-39-99800	FUND BALANCE APPROPRIATION	\$0	\$0	\$0	\$0
		<b>Revenue Total</b>	<b>\$0</b>	<b>\$0</b>	<b>\$0</b>	<b>\$0</b>
<b>Expenses</b>						
	53-458-2590	CONTRACT	\$330,946	\$325,180	\$331,621	\$336,927
	53-458-2595	LANDFILL FEES	\$164,716	\$192,576	\$168,184	\$171,548
	53-458-4000	ADMINISTRATIVE SERVICES	\$122,833	\$104,367	\$104,364	\$106,034
	53-458-9690	MISC. EXPENSES	\$111	\$6,000	\$0	\$6,000
	53-458-9695	GENERAL FUND LOAN REPAYMENT	\$0	\$35,799	\$0	\$0
		<b>Expense Total</b>	<b>\$618,606</b>	<b>\$663,922</b>	<b>\$604,169</b>	<b>\$620,509</b>
		<b>Net</b>	<b>\$48,364</b>	<b>\$0</b>	<b>\$90,354</b>	<b>\$85,126</b>

Note: FY15 includes the annual CPI increase approved with Resolution 2013-19; this year = 1.6%.

Note: FY 15 includes a 2% (\$1.50) tipping fee increase.

**Court**

	<b>Account</b>	<b>Title</b>	<b>FY 13 Actual</b>	<b>FY 14 Budget</b>	<b>FY 14 Estimated</b>	<b>FY 15 Budget</b>
<b>Revenue</b>						
	61-39-20100	COURT FINES	\$11,867	\$4,735	\$14,126	\$13,000
		<b>Total</b>	\$11,867	\$4,735	\$14,126	\$13,000
		<b>Revenue Total</b>	\$11,867	\$4,735	\$14,126	\$13,000
<b>Expenditure</b>						
	61-443-2101	OFFICE SUPPLIES	\$657	\$0	\$200	\$300
	61-443-2301	BASE/DDS	\$2,388	\$600	\$4,500	\$3,000
	61-443-2302	LOCAL JCEF	\$3	\$0	\$0	\$0
	61-443-2303	AZ STATE TREASURER	\$8,626	\$4,135	\$8,315	\$8,400
	61-443-2304	RESTITUTION	\$25	\$0	\$0	\$0
	61-443-2306	SUSPENDED LICENSE FEE	\$0	\$0	\$0	\$0
	61-443-2501	ATTORNEY FEE	\$168	\$0	\$173	\$175
		<b>Total</b>	\$11,867	\$4,735	\$13,188	\$11,875
		<b>Expenditure Total</b>	\$11,867	\$4,735	\$13,188	\$11,875
		<b>Net Total</b>	\$0	\$0	\$938	\$1,125

**Fireman's Pension**

	<b>Account</b>	<b>Title</b>	<b>FY 13 Actual</b>	<b>FY 14 Budget</b>	<b>FY 14 Estimated</b>	<b>FY 15 Budget</b>
<b>Revenue</b>						
	72-33-50000	STATE PENSION REVENUE	\$4,722	\$3,000	\$4,500	\$5,000
	72-33-50100	LGIP FIRE REVENUE	\$666	\$2,000	\$1,500	\$2,000
		<b>Total</b>	<b>\$5,388</b>	<b>\$5,000</b>	<b>\$6,000</b>	<b>\$7,000</b>
	72-39-90100	INTEREST INCOME	\$284	\$50	\$12	\$50
	72-39-99700	CONTRIBUTIONS	\$2,225	\$2,000	\$2,598	\$3,000
		<b>Total</b>	<b>\$2,509</b>	<b>\$2,050</b>	<b>\$2,610</b>	<b>\$3,050</b>
		<b>Revenue Total</b>	<b>\$7,897</b>	<b>\$7,050</b>	<b>\$8,610</b>	<b>\$10,050</b>
<b>Expenditure</b>						
	72-428-2852	PENSION PAYMENTS	\$1,600	\$0	\$0	\$2,400
	72-428-2853	LOSS ON INVESTMENT	\$0	\$0	\$0	\$0
	72-428-9690	RETENTION	\$0	\$7,050	\$0	\$7,650
		<b>Expenditure Total</b>	<b>\$1,600</b>	<b>\$7,050</b>	<b>\$0</b>	<b>\$10,050</b>
		<b>Net Total</b>	<b>\$6,297</b>	<b>\$0</b>	<b>\$8,610</b>	<b>\$0</b>

## GAS UTILITY REVENUES 10 Year Comparison

	JUL 1	AUG 2	SEP 3	OCT 4	NOV 5	DEC 6	JAN 7	FEB 8	MAR 9	APR 10	MAY 11	JUN 12	TOTAL	BUDGET	BUDGET +/-
FY 05	\$42,678	\$37,641	\$42,952	\$37,363	\$69,270	\$154,863	\$186,748	\$135,275	\$109,890	\$96,106	\$75,054	\$48,219	\$1,032,450	\$907,294	\$125,156
FY 06	\$42,028	\$42,264	\$45,453	\$50,421	\$73,540	\$201,560	\$196,871	\$179,204	\$139,548	\$90,937	\$39,083	\$60,346	\$1,159,650	\$1,174,090	-\$14,440
FY 07	\$55,290	\$44,858	\$43,710	\$44,609	\$64,513	\$134,948	\$206,299	\$227,637	\$171,913	\$100,899	\$76,255	\$66,204	\$1,227,904	\$1,449,680	-\$221,776
FY 08	\$50,177	\$53,520	\$46,752	\$58,960	\$64,391	\$124,950	\$213,545	\$206,391	\$184,907	\$90,713	\$89,126	\$86,167	\$1,264,841	\$1,460,500	-\$195,659
FY 09	\$58,826	\$65,642	\$48,355	\$59,570	\$69,617	\$113,039	\$171,323	\$150,892	\$100,487	\$75,437	\$65,377	\$42,669	\$1,024,617	\$1,521,869	-\$497,252
FY 10	\$41,733	\$40,220	\$39,227	\$41,802	\$71,781	\$116,454	\$167,089	\$167,814	\$119,305	\$88,532	\$65,556	\$46,300	\$1,006,708	\$1,190,841	-\$184,133
FY 11	\$40,283	\$39,999	\$38,193	\$45,319	\$58,180	\$105,816	\$168,898	\$144,595	\$110,509	\$72,346	\$62,061	\$64,102	\$950,697	\$1,172,000	-\$221,303
FY 12	\$36,851	\$43,658	\$39,073	\$39,073	\$35,966	\$158,415	\$110,759	\$110,759	\$95,967	\$78,982	\$28,587	\$37,840	\$816,318	\$1,120,456	-\$304,138
FY 13	\$49,525	\$44,905	\$47,219	\$39,007	\$56,927	\$89,676	\$142,685	\$118,227	\$96,567	\$64,326	\$45,381	\$47,323	\$836,654	\$1,384,684	-\$548,030
FY 14	\$40,706	\$46,351	\$41,198	\$49,393	\$54,144	\$104,536	\$153,248	\$126,303	\$100,954	\$66,303	\$47,446	\$49,476	\$880,057	\$1,397,073	-\$517,016
FY 15	<b>\$43,209</b>	<b>\$49,201</b>	<b>\$43,731</b>	<b>\$52,430</b>	<b>\$57,473</b>	<b>\$110,964</b>	<b>\$162,671</b>	<b>\$134,069</b>	<b>\$107,161</b>	<b>\$70,380</b>	<b>\$50,363</b>	<b>\$52,518</b>	<b>\$934,169</b>	<b>\$934,169</b>	
AVG	\$45,810	\$45,906	\$43,213	\$46,552	\$61,832	\$130,426	\$171,747	\$156,710	\$123,005	\$82,458	\$59,393	\$54,865	\$1,019,990	\$1,277,849	-\$257,859

Note: Bold are estimates.


Note: Monthly gas charges include variable cost of natural gas that is passed through to customers. The rates are adjusted monthly.

Note: Includes penalty fees, new connections, reconnect fees, interest income, discount, and misc. receipts.

Note: Total column is audit adjusted.

Note: FY15 includes the annual CPI increase approved with Resolution 2013-21; this year = 1.6%.

Year	Amount	Budget
FY 05	1,032,450	907,294
FY 06	1,159,650	1,174,090
FY 07	1,227,904	1,449,680
FY 08	1,264,841	1,460,500
FY 09	1,024,617	1,521,869
FY 10	1,006,708	1,190,841
FY 11	950,697	1,172,000
FY 12	816,318	1,120,456
FY 13	836,654	1,384,684
FY 14	<b>880,057</b>	<b>1,397,073</b>
FY 15	<b>934,169</b>	<b>934,169</b>





## WATER UTILITY REVENUES 10 Year Comparison

	JUL 1	AUG 2	SEP 3	OCT 4	NOV 5	DEC 6	JAN 7	FEB 8	MAR 9	APR 10	MAY 11	JUN 12	TOTAL	BUDGET	BUDGET +/-
FY 05	\$56,034	\$40,548	\$43,069	\$37,651	\$40,896	\$31,034	\$43,027	\$37,582	\$40,802	\$41,364	\$54,871	\$58,994	\$525,871	\$553,164	-\$27,293
FY 06	\$63,769	\$63,386	\$58,233	\$67,595	\$46,185	\$58,330	\$47,768	\$49,848	\$50,561	\$45,313	\$58,967	\$91,189	\$701,143	\$655,550	\$45,593
FY 07	\$85,346	\$56,208	\$56,040	\$54,144	\$56,904	\$49,332	\$52,760	\$48,699	\$51,606	\$55,220	\$63,091	\$80,259	\$709,610	\$754,000	-\$44,390
FY 08	\$73,828	\$71,738	\$71,271	\$97,976	\$83,269	\$52,258	\$63,303	\$48,683	\$64,593	\$55,919	\$76,053	\$70,801	\$829,721	\$889,703	-\$59,982
FY 09	\$76,182	\$63,620	\$74,064	\$79,437	\$58,064	\$61,981	\$46,611	\$58,014	\$50,563	\$56,157	\$76,661	\$66,997	\$758,350	\$854,219	-\$95,869
FY 10	\$71,980	\$80,895	\$63,697	\$61,358	\$52,767	\$48,144	\$53,600	\$55,245	\$47,974	\$62,024	\$72,540	\$74,279	\$744,502	\$754,475	-\$9,973
FY 11	\$82,501	\$66,205	\$55,706	\$69,040	\$54,039	\$51,075	\$58,591	\$50,699	\$56,342	\$76,788	\$69,295	\$96,488	\$786,772	\$785,000	\$1,772
FY 12	\$77,350	\$71,337	\$66,044	\$60,180	\$58,586	\$47,458	\$55,988	\$48,497	\$53,921	\$73,151	\$75,706	\$81,580	\$769,797	\$717,548	\$52,249
FY 13	\$68,917	\$58,197	\$59,071	\$51,482	\$44,100	\$41,776	\$60,217	\$39,251	\$45,585	\$56,584	\$48,930	\$61,263	\$625,374	\$794,174	-\$168,801
FY 14	\$62,847	\$64,250	\$52,920	\$58,365	\$43,026	\$36,605	\$48,169	\$48,037	\$39,672	\$57,870	\$48,605	\$60,857	\$621,221	\$756,497	-\$135,276
FY 15	<b>\$63,435</b>	<b>\$64,851</b>	<b>\$53,415</b>	<b>\$58,912</b>	<b>\$43,428</b>	<b>\$36,947</b>	<b>\$48,620</b>	<b>\$48,487</b>	<b>\$40,043</b>	<b>\$58,411</b>	<b>\$49,060</b>	<b>\$61,426</b>	<b>\$627,035</b>	<b>\$627,035</b>	
AVG	\$71,875	\$63,638	\$60,011	\$63,723	\$53,783	\$46,799	\$52,003	\$48,456	\$50,162	\$58,039	\$64,475	\$74,271	\$707,236	\$751,433	-\$44,197


Note: Bold are estimates.

Note: Includes connection fees, penalty fees, interest income, misc. income, and adjustments, not grant revenues.

Note: Total column is audit adjusted.

Note: FY15 includes the annual CPI increase approved with Resolution 2013-20; this year = 1.6%.

Year	Amount	Budget
FY 05	\$525,871	\$553,164
FY 06	\$701,143	\$655,550
FY 07	\$709,610	\$754,000
FY 08	\$829,721	\$889,703
FY 09	\$758,350	\$854,219
FY 10	\$744,502	\$754,475
FY 11	\$786,772	\$785,000
FY 12	\$769,797	\$717,548
FY 13	\$625,374	\$794,174
FY 14	\$621,221	\$756,497
FY 15	\$627,035	\$627,035



## SEWER UTILITY REVENUES 10 Year Comparison

	JUL 1	AUG 2	SEP 3	OCT 4	NOV 5	DEC 6	JAN 7	FEB 8	MAR 9	APR 10	MAY 11	JUN 12	TOTAL	BUDGET	BUDGET +/-
FY 05	\$33,378	\$33,974	\$33,213	\$35,198	\$33,402	\$34,369	\$40,514	\$39,910	\$41,996	\$40,523	\$39,543	\$39,680	\$445,699	\$480,428	-\$34,729
FY 06	\$39,557	\$39,295	\$39,364	\$39,725	\$45,486	\$45,773	\$45,580	\$45,719	\$46,611	\$47,680	\$47,187	\$52,834	\$534,811	\$565,378	-\$30,567
FY 07	\$47,432	\$52,379	\$61,245	\$52,204	\$52,895	\$52,315	\$65,210	\$53,563	\$51,419	\$51,916	\$50,351	\$52,188	\$638,244	\$565,000	\$73,244
FY 08	\$51,224	\$55,618	\$50,812	\$50,934	\$51,165	\$50,871	\$49,425	\$69,135	\$62,101	\$59,690	\$59,167	\$57,526	\$662,167	\$643,000	\$19,167
FY 09	\$56,756	\$61,058	\$57,690	\$57,159	\$57,048	\$56,935	\$57,066	\$66,618	\$60,118	\$57,013	\$58,098	\$60,546	\$706,584	\$684,984	\$21,600
FY 10	\$57,050	\$55,412	\$56,822	\$56,006	\$56,139	\$55,892	\$60,416	\$60,531	\$59,282	\$59,323	\$57,869	\$62,949	\$694,519	\$637,411	\$57,108
FY 11	\$57,696	\$59,476	\$65,865	\$58,254	\$57,889	\$55,023	\$56,236	\$57,805	\$61,597	\$62,260	\$63,916	\$62,949	\$719,086	\$701,000	\$18,086
FY 12	\$60,740	\$61,721	\$61,343	\$60,521	\$60,934	\$60,295	\$62,621	\$59,789	\$60,178	\$62,858	\$66,087	\$60,277	\$737,420	\$701,969	\$35,451
FY 13	\$62,847	\$60,612	\$62,856	\$59,126	\$59,551	\$60,750	\$63,471	\$60,058	\$61,757	\$62,145	\$51,627	\$55,185	\$713,949	\$730,865	-\$16,916
FY 14	\$60,320	\$68,337	\$64,641	\$63,716	\$60,839	\$59,437	\$68,838	\$63,865	\$59,038	\$65,477	\$53,423	\$57,105	\$745,034	\$753,861	-\$8,827
FY 15	<b>\$63,383</b>	<b>\$71,807</b>	<b>\$67,924</b>	<b>\$66,952</b>	<b>\$63,929</b>	<b>\$62,456</b>	<b>\$72,334</b>	<b>\$67,109</b>	<b>\$62,037</b>	<b>\$68,802</b>	<b>\$56,136</b>	<b>\$60,006</b>	<b>\$782,876</b>	<b>\$782,876</b>	
AVG	\$52,700	\$54,788	\$55,385	\$53,284	\$53,535	\$53,166	\$56,938	\$57,699	\$56,410	\$56,889	\$54,727	\$55,807	\$659,751	\$646,390	\$13,362

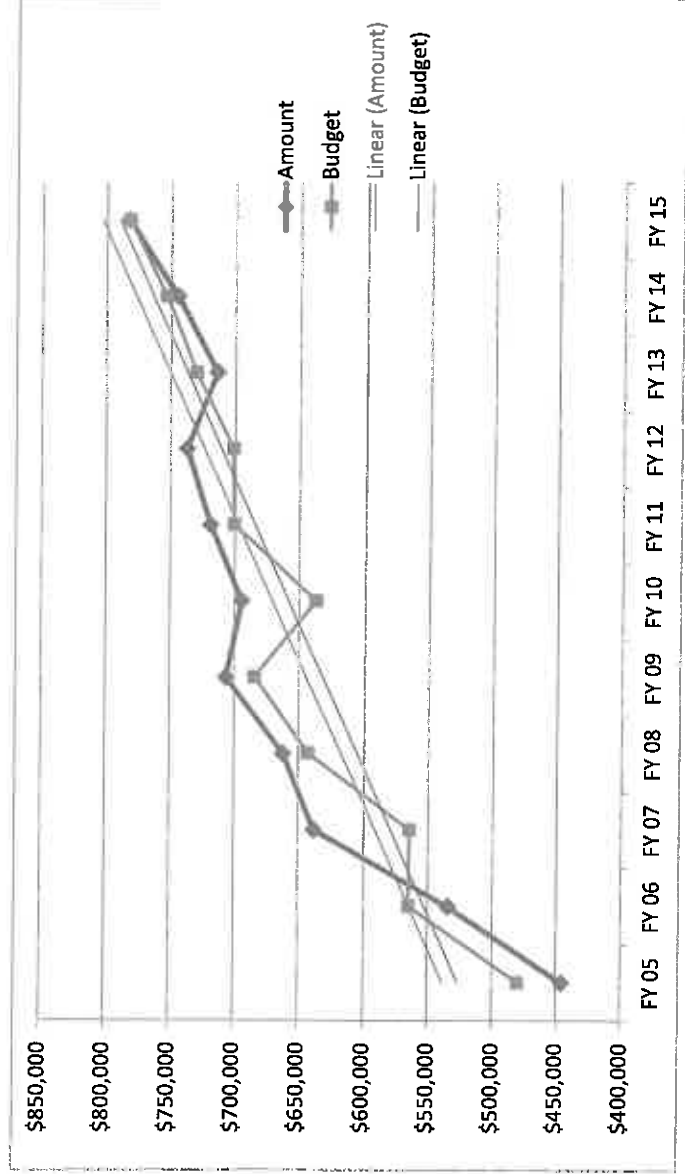
Note: Bold are estimates.

Note: Includes connection fees, penalty fees, interest income, misc. income, and adjustments, not grant revenues.

Note: Total column is audit adjusted.

Note: FY15 includes the annual CPI increase approved with Resolution 2013-20; this year = 1.6%.

Year	Amount	Budget
FY 05	\$445,699	\$480,428
FY 06	\$534,811	\$565,378
FY 07	\$638,244	\$565,000
FY 08	\$662,167	\$643,000
FY 09	\$706,584	\$684,984
FY 10	\$694,519	\$637,411
FY 11	\$719,086	\$701,000
FY 12	\$737,420	\$701,969
FY 13	\$713,949	\$730,865
FY 14	\$745,034	\$753,861
FY 15	\$782,876	\$782,876



## SOLID WASTE UTILITY REVENUES 10 Year Comparison

	JUL 1	AUG 2	SEP 3	OCT 4	NOV 5	DEC 6	JAN 7	FEB 8	MAR 9	APR 10	MAY 11	JUN 12	TOTAL	BUDGET	BUDGET +/-
FY 05	\$34,456	\$34,993	\$35,168	\$35,194	\$34,971	\$34,867	\$35,080	\$35,110	\$35,042	\$34,898	\$34,972	\$41,892	\$426,642	\$425,000	\$1,642
FY 06	\$41,500	\$51,958	\$50,758	\$46,066	\$49,316	\$49,423	\$48,927	\$48,818	\$52,777	\$49,843	\$48,473	\$49,750	\$587,610	\$503,325	\$84,285
FY 07	\$49,286	\$49,802	\$49,514	\$49,774	\$49,833	\$49,617	\$48,492	\$49,434	\$48,862	\$48,908	\$48,963	\$48,900	\$585,560	\$631,000	-\$45,440
FY 08	\$48,950	\$53,482	\$48,497	\$49,250	\$48,858	\$48,248	\$48,327	\$48,218	\$48,638	\$47,808	\$47,426	\$19,354	\$553,252	\$622,000	-\$68,748
FY 09	\$47,091	\$47,390	\$47,072	\$47,459	\$47,153	\$47,054	\$47,270	\$47,662	\$47,398	\$47,717	\$48,014	\$47,639	\$569,339	\$561,489	\$7,850
FY 10	\$47,284	\$47,357	\$47,082	\$47,293	\$47,237	\$47,313	\$47,022	\$47,439	\$47,472	\$47,409	\$47,071	\$47,328	\$567,306	\$589,916	-\$22,610
FY 11	\$46,916	\$44,546	\$43,545	\$48,948	\$45,377	\$45,375	\$45,298	\$44,933	\$45,169	\$45,018	\$50,239	\$45,936	\$551,403	\$575,000	-\$23,597
FY 12	\$57,753	\$52,588	\$54,554	\$55,112	\$55,520	\$53,777	\$57,728	\$54,723	\$55,444	\$55,034	\$53,640	\$55,163	\$660,737	\$663,986	-\$3,249
FY 13	\$56,083	\$55,632	\$55,683	\$55,666	\$55,785	\$55,532	\$55,674	\$55,532	\$54,901	\$55,634	\$55,319	\$55,130	\$662,503	\$669,481	-\$6,978
FY 14	\$55,593	\$60,795	\$55,824	\$56,166	\$56,115	\$55,929	\$56,136	\$55,910	\$55,010	\$56,525	\$56,103	\$55,911	\$676,017	\$663,922	\$12,095
FY 15	<b>\$57,271</b>	<b>\$62,630</b>	<b>\$57,508</b>	<b>\$57,861</b>	<b>\$57,808</b>	<b>\$57,616</b>	<b>\$57,829</b>	<b>\$57,597</b>	<b>\$56,670</b>	<b>\$58,231</b>	<b>\$57,796</b>	<b>\$57,598</b>	<b>\$696,414</b>	<b>\$696,414</b>	
AVG	\$48,491	\$49,854	\$48,770	\$49,093	\$49,016	\$48,714	\$48,995	\$48,778	\$49,072	\$48,879	\$49,022	\$46,700	\$584,037	\$590,512	-\$6,475

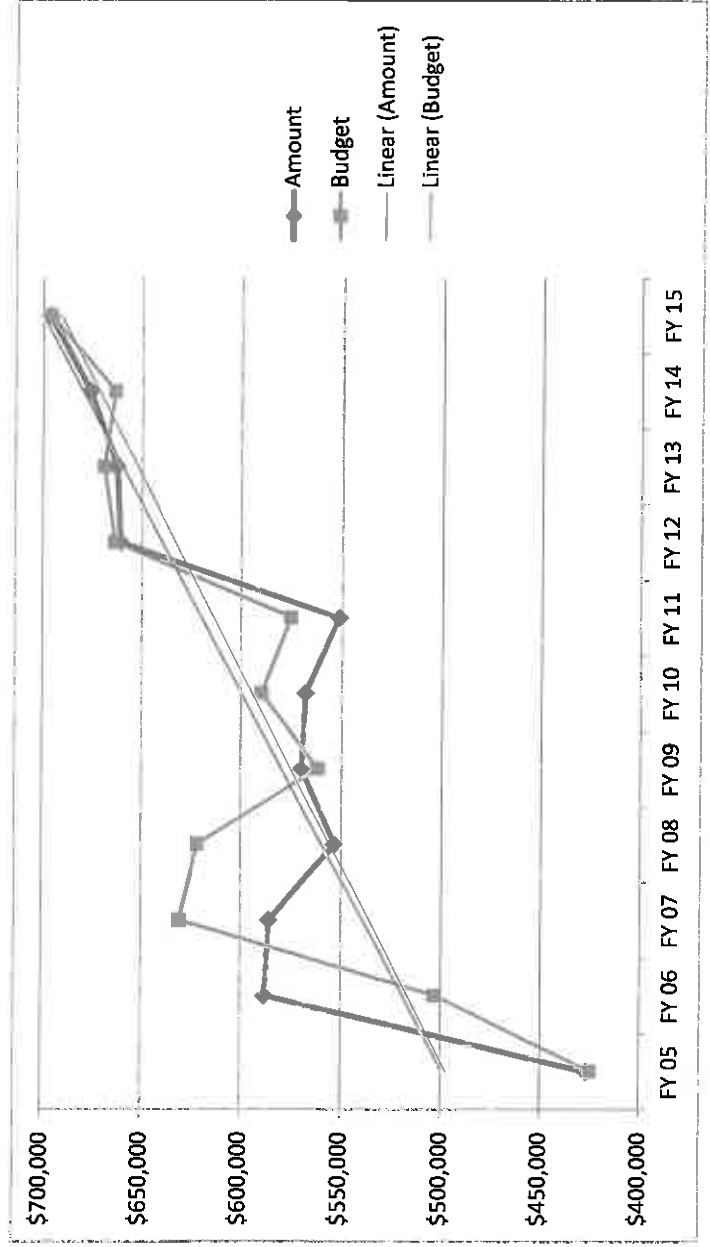
Note: **Bold** are estimates.

Note: Includes penalty fees and interest income.

Note: Total column is audit adjusted.

Note: FY 15 includes 1.6% increase.

Year	Amount	Budget
FY 05	\$426,642	\$425,000
FY 06	\$587,610	\$503,325
FY 07	\$585,560	\$631,000
FY 08	\$553,252	\$622,000
FY 09	\$569,339	\$561,489
FY 10	\$567,306	\$589,916
FY 11	\$551,403	\$575,000
FY 12	\$660,737	\$663,986
FY 13	\$662,503	\$669,481
FY 14	<b>\$676,017</b>	\$663,922
FY 15	<b>\$696,414</b>	\$696,414



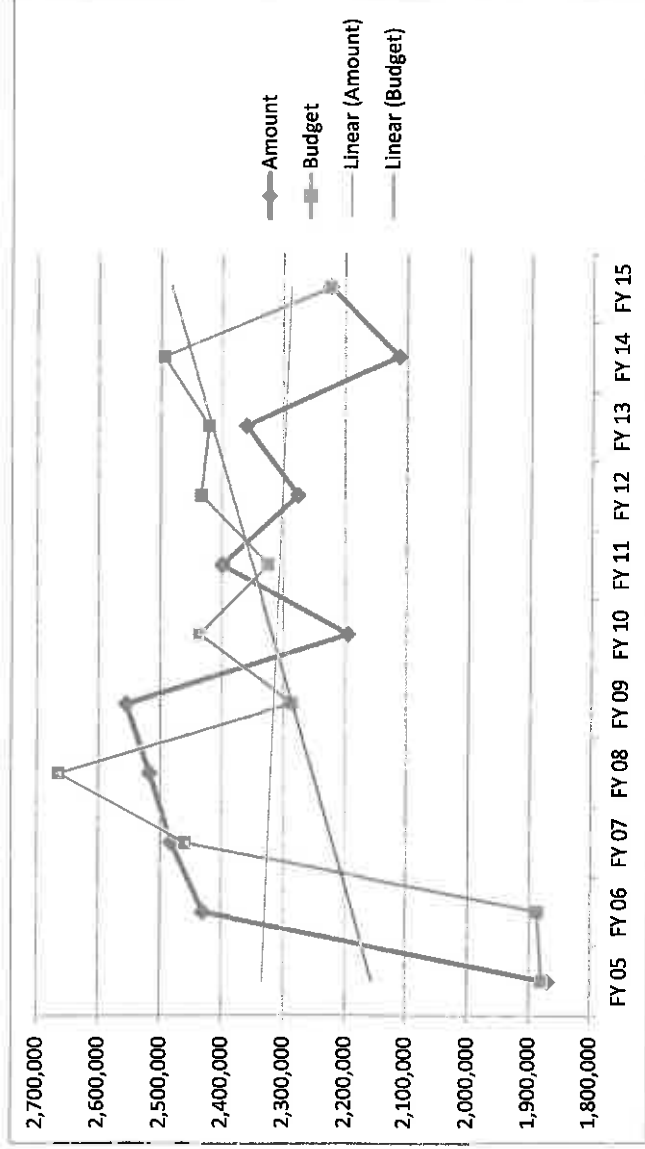
# CITY SALES TAX REVENUE 10 Year Comparison

	JUL 1	AUG 2	SEP 3	OCT 4	NOV 5	DEC 6	JAN 7	FEB 8	MAR 9	APR 10	MAY 11	JUN 12	TOTAL	BUDGET	BUDGET +/-
FY 05	\$168,013	\$183,504	\$154,754	\$154,469	\$160,110	\$141,338	\$154,907	\$152,582	\$110,850	\$178,844	\$150,068	\$161,654	\$1,871,093	\$1,880,370	-\$9,277
FY 06	\$193,896	\$143,339	\$173,142	\$171,901	\$208,794	\$224,179	\$230,275	\$186,889	\$205,698	\$222,916	\$225,015	\$243,549	\$2,429,593	\$1,887,700	\$541,893
FY 07	\$202,743	\$165,765	\$186,282	\$216,547	\$242,925	\$219,633	\$231,558	\$183,483	\$194,169	\$206,918	\$218,263	\$213,479	\$2,481,745	\$2,460,000	\$21,745
FY 08	\$226,135	\$199,426	\$206,086	\$190,555	\$209,137	\$193,394	\$224,737	\$203,483	\$188,181	\$252,298	\$213,351	\$209,987	\$2,516,769	\$2,665,000	-\$148,231
FY 09	\$241,222	\$233,929	\$249,889	\$209,366	\$191,160	\$252,520	\$181,257	\$313,856	\$180,737	\$98,680	\$198,186	\$203,912	\$2,554,713	\$2,286,630	\$268,083
FY 10	\$193,688	\$184,506	\$162,446	\$168,042	\$182,805	\$171,565	\$193,292	\$166,484	\$169,312	\$217,453	\$166,070	\$219,163	\$2,194,826	\$2,436,630	-\$241,804
FY 11	\$210,485	\$336,293	\$180,741	\$188,681	\$170,387	\$166,299	\$205,760	\$170,540	\$192,588	\$193,598	\$140,665	\$243,983	\$2,399,019	\$2,325,165	\$73,854
FY 12	\$206,815	\$204,379	\$167,071	\$173,708	\$114,454	\$271,942	\$175,746	\$161,979	\$187,513	\$208,225	\$209,202	\$195,304	\$2,276,339	\$2,434,923	-\$158,584
FY 13	\$209,169	\$216,378	\$192,991	\$178,413	\$212,379	\$191,505	\$215,912	\$179,662	\$221,333	\$196,177	\$178,096	\$168,004	\$2,360,018	\$2,422,104	-\$62,086
FY 14	\$175,576	\$200,822	\$168,479	\$164,814	\$177,658	\$190,623	\$164,585	\$161,279	\$168,085	\$231,110	\$159,447	\$150,411	\$2,112,888	\$2,495,186	-\$382,298
<b>FY 15</b>	<b>\$184,769</b>	<b>\$211,336</b>	<b>\$177,300</b>	<b>\$173,443</b>	<b>\$186,960</b>	<b>\$200,603</b>	<b>\$173,203</b>	<b>\$169,724</b>	<b>\$176,886</b>	<b>\$243,210</b>	<b>\$167,795</b>	<b>\$158,286</b>	<b>\$2,223,514</b>	<b>\$2,223,514</b>	
AVG	\$202,774	\$206,834	\$184,186	\$181,650	\$186,981	\$202,200	\$197,803	\$188,024	\$181,847	\$200,622	\$185,836	\$200,944	\$2,310,956		-\$9,670

Note: **Bold** are estimates.

Note: August 2010 includes \$146,093 back-tax payment.

Year	Amount	Budget
FY 05	1,871,093	1,880,370
FY 06	2,429,593	1,887,700
FY 07	2,481,745	2,460,000
FY 08	2,516,769	2,665,000
FY 09	2,554,713	2,286,630
FY 10	2,194,826	2,436,630
FY 11	2,399,019	2,325,165
FY 12	2,276,339	2,434,923
FY 13	2,360,018	2,422,104
FY 14	<b>2,112,888</b>	2,495,186
FY 15	<b>2,223,514</b>	2,223,514



Distribution		FY 14	FY 15
City Tax 2%	10-31-10000	\$1,321,235	\$1,394,062
Bed Tax	10-31-50000	\$140,895	\$142,824
Streets 1%	15-39-71100	\$650,758	\$686,628
		<b>\$2,112,888</b>	<b>\$2,223,514</b>

## CITY BED TAX REVENUE 10 Year Comparison (10-31-50000)

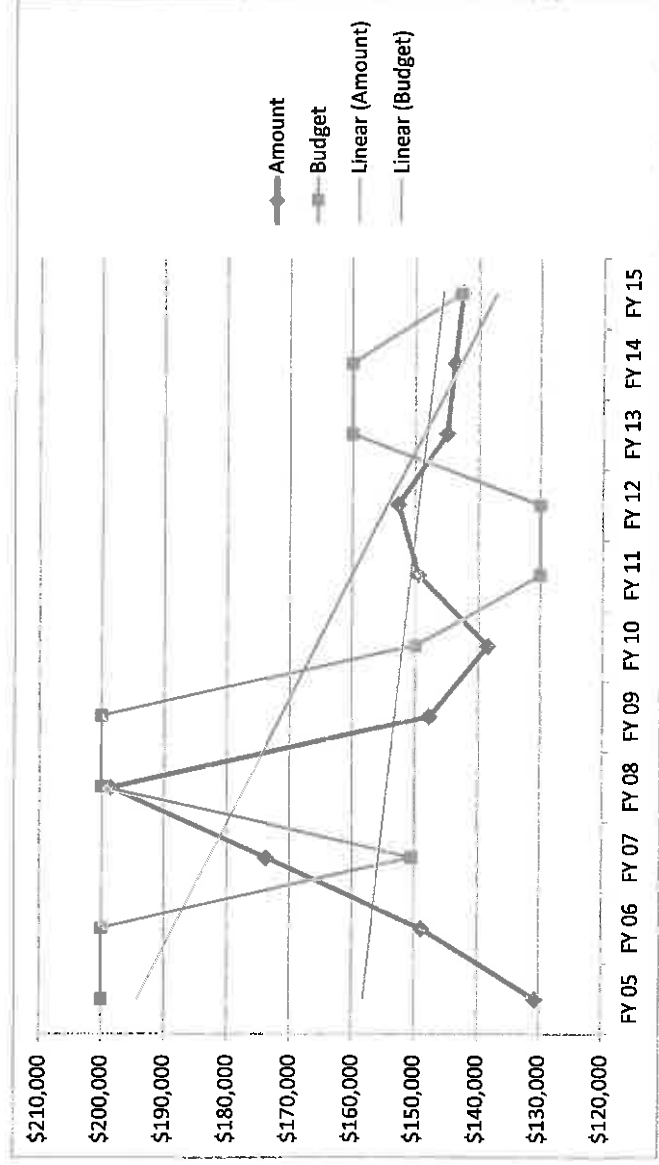
	JUL 1	AUG 2	SEP 3	OCT 4	NOV 5	DEC 6	JAN 7	FEB 8	MAR 9	APR 10	MAY 11	JUN 12	TOTAL	BUDGET	BUDGET +/-
FY 05	\$12,165	\$7,051	\$8,349	\$10,715	\$12,250	\$11,454	\$14,096	\$4,965	\$12,137	\$8,743	\$18,213	\$10,681	\$130,819	\$200,000	-\$69,181
FY 06	\$11,100	\$12,322	\$11,027	\$15,052	\$7,657	\$14,101	\$12,841	\$15,045	\$12,645	\$13,815	\$11,027	\$12,361	\$148,993	\$200,000	-\$51,007
FY 07	\$11,166	\$11,478	\$10,843	\$10,155	\$17,439	\$14,325	\$15,687	\$17,366	\$11,416	\$19,078	\$20,041	\$14,797	\$173,791	\$150,400	\$23,391
FY 08	\$20,203	\$15,944	\$18,582	\$15,992	\$17,284	\$15,631	\$14,566	\$17,548	\$16,085	\$18,736	\$14,465	\$13,473	\$198,509	\$200,000	-\$1,491
FY 09	\$9,689	\$11,880	\$12,277	\$8,649	\$11,276	\$11,461	\$15,711	\$16,068	\$15,738	\$17,607	\$9,205	\$8,326	\$147,887	\$200,000	-\$52,113
FY 10	\$4,466	\$14,583	\$9,902	\$8,575	\$10,635	\$13,022	\$8,747	\$17,806	\$10,074	\$17,880	\$11,768	\$11,171	\$138,628	\$150,000	-\$11,372
FY 11	\$11,022	\$10,706	\$10,789	\$9,379	\$13,878	\$12,941	\$13,043	\$12,920	\$13,077	\$14,764	\$12,438	\$14,691	\$149,646	\$130,000	\$19,646
FY 12	\$14,066	\$12,023	\$8,094	\$8,663	\$19,052	\$16,703	\$12,135	\$12,541	\$10,337	\$14,054	\$9,495	\$15,609	\$152,774	\$130,000	\$22,774
FY 13	\$9,710	\$15,477	\$8,905	\$9,406	\$12,210	\$12,105	\$10,043	\$13,418	\$15,776	\$11,694	\$12,218	\$14,272	\$145,235	\$160,000	-\$14,765
FY 14	\$8,175	\$12,234	\$10,791	\$11,824	\$10,675	\$14,434	\$6,410	\$15,411	\$13,898	\$13,908	\$12,116	\$14,153	\$144,024	\$160,000	-\$15,976
<b>FY 15</b>	<b>\$8,106</b>	<b>\$12,132</b>	<b>\$10,701</b>	<b>\$11,725</b>	<b>\$10,586</b>	<b>\$14,314</b>	<b>\$6,357</b>	<b>\$15,282</b>	<b>\$13,782</b>	<b>\$13,788</b>	<b>\$12,015</b>	<b>\$14,035</b>	<b>\$142,824</b>	<b>\$142,824</b>	
AVG	\$11,176	\$12,370	\$10,956	\$10,841	\$13,236	\$13,618	\$12,328	\$14,309	\$13,118	\$15,028	\$13,099	\$12,953	\$152,103	\$152,103	-\$15,009

Note: 50% goes to the Chamber of Commerce.

Note: Revenues are transferred from City Sales Tax, not in addition to City Sales Tax

Note: **Bold** are estimates.

Year	Amount	Budget
FY 05	\$130,819	200,000
FY 06	\$148,993	200,000
FY 07	\$173,791	150,400
FY 08	\$198,509	200,000
FY 09	\$147,887	200,000
FY 10	\$138,628	150,000
FY 11	\$149,646	130,000
FY 12	\$152,774	130,000
FY 13	\$145,235	160,000
FY 14	<b>\$144,024</b>	160,000
FY 15	<b>\$142,824</b>	142,824

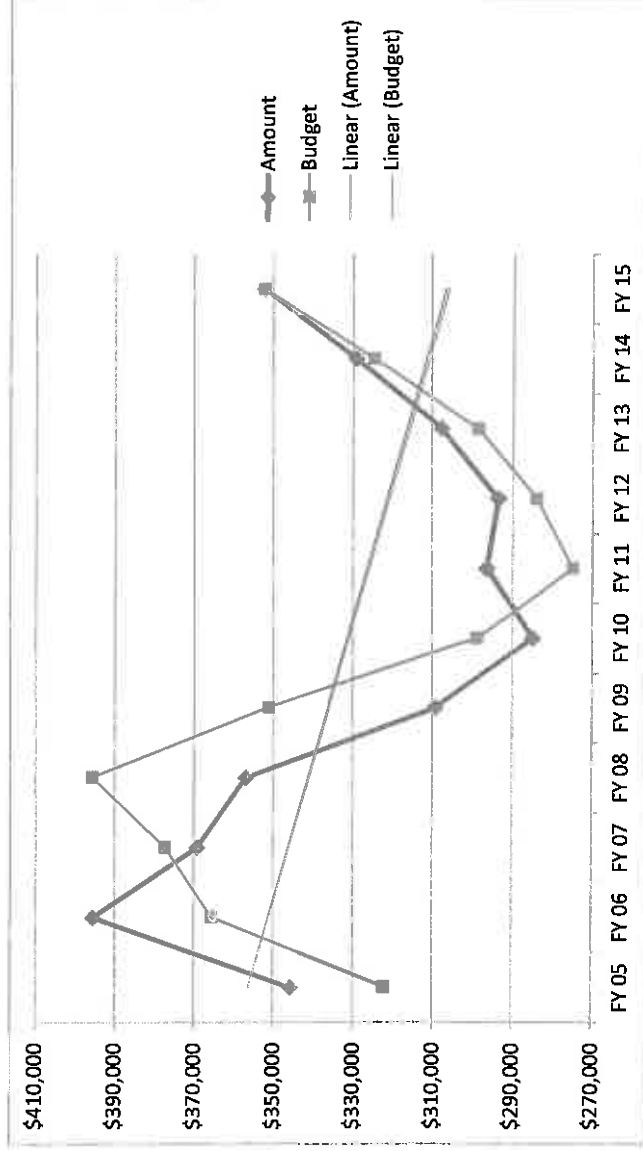


**STATE SALES TAX REVENUE  
10 Year Comparison  
(10-33-10000)**

	JUL 1	AUG 2	SEP 3	OCT 4	NOV 5	DEC 6	JAN 7	FEB 8	MAR 9	APR 10	MAY 11	JUN 12	TOTAL	BUDGET	BUDGET +/-
FY 05	\$27,693	\$26,390	\$26,593	\$27,279	\$27,184	\$27,433	\$34,751	\$26,860	\$28,397	\$32,393	\$30,348	\$30,504	\$345,826	\$322,346	\$23,480
FY 06	\$32,388	\$30,690	\$31,542	\$31,350	\$31,166	\$32,191	\$40,003	\$31,111	\$32,555	\$36,686	\$35,027	\$30,774	\$395,483	\$365,671	\$29,812
FY 07	\$31,182	\$28,424	\$29,996	\$29,684	\$29,375	\$29,975	\$36,173	\$29,458	\$29,245	\$33,226	\$31,784	\$30,739	\$369,260	\$377,398	-\$8,138
FY 08	\$31,097	\$29,016	\$28,979	\$29,250	\$29,146	\$29,427	\$33,605	\$27,291	\$28,822	\$31,448	\$29,517	\$29,449	\$357,047	\$395,660	-\$38,613
FY 09	\$28,051	\$26,785	\$27,318	\$26,625	\$25,125	\$24,920	\$29,239	\$22,996	\$23,558	\$25,585	\$23,725	\$25,175	\$309,103	\$351,389	-\$42,286
FY 10	\$23,993	\$22,834	\$23,218	\$22,617	\$22,922	\$23,601	\$27,948	\$21,866	\$23,280	\$24,476	\$23,968	\$24,379	\$285,102	\$298,681	-\$13,579
FY 11	\$23,428	\$22,210	\$23,026	\$23,447	\$23,350	\$24,095	\$29,744	\$23,460	\$25,150	\$28,099	\$25,463	\$24,890	\$296,363	\$275,000	\$21,363
FY 12	\$23,795	\$22,573	\$23,436	\$23,698	\$22,803	\$23,803	\$28,439	\$23,170	\$24,644	\$27,211	\$25,069	\$24,931	\$293,573	\$284,241	\$9,332
FY 13	\$24,989	\$23,313	\$24,147	\$24,211	\$24,360	\$25,159	\$30,071	\$24,885	\$25,005	\$28,685	\$25,918	\$26,774	\$307,517	\$298,453	\$9,064
FY 14	\$26,323	\$26,219	\$25,785	\$25,416	\$25,796	\$26,748	\$33,840	\$25,570	\$27,032	\$29,972	\$27,736	\$28,652	\$329,088	\$324,633	\$4,455
<b>FY 15</b>	<b>\$28,169</b>	<b>\$28,058</b>	<b>\$27,594</b>	<b>\$27,198</b>	<b>\$27,606</b>	<b>\$28,624</b>	<b>\$36,214</b>	<b>\$27,364</b>	<b>\$28,928</b>	<b>\$32,075</b>	<b>\$29,681</b>	<b>\$30,661</b>	<b>\$352,171</b>	<b>\$352,171</b>	
AVG	\$27,294	\$25,846	\$26,404	\$26,358	\$26,123	\$26,735	\$32,381	\$25,667	\$26,769	\$29,778	\$27,855	\$27,627	\$328,836	\$329,347	-\$511

Note: **Bold** are estimates.

Year	Amount	Budget
FY 05	\$345,826	\$322,346
FY 06	\$395,483	\$365,671
FY 07	\$369,260	\$377,398
FY 08	\$357,047	\$395,660
FY 09	\$309,103	\$351,389
FY 10	\$285,102	\$298,681
FY 11	\$296,363	\$275,000
FY 12	\$293,573	\$284,241
FY 13	\$307,517	\$298,453
FY 14	<b>\$329,088</b>	\$324,633
FY 15	<b>\$352,171</b>	\$352,171



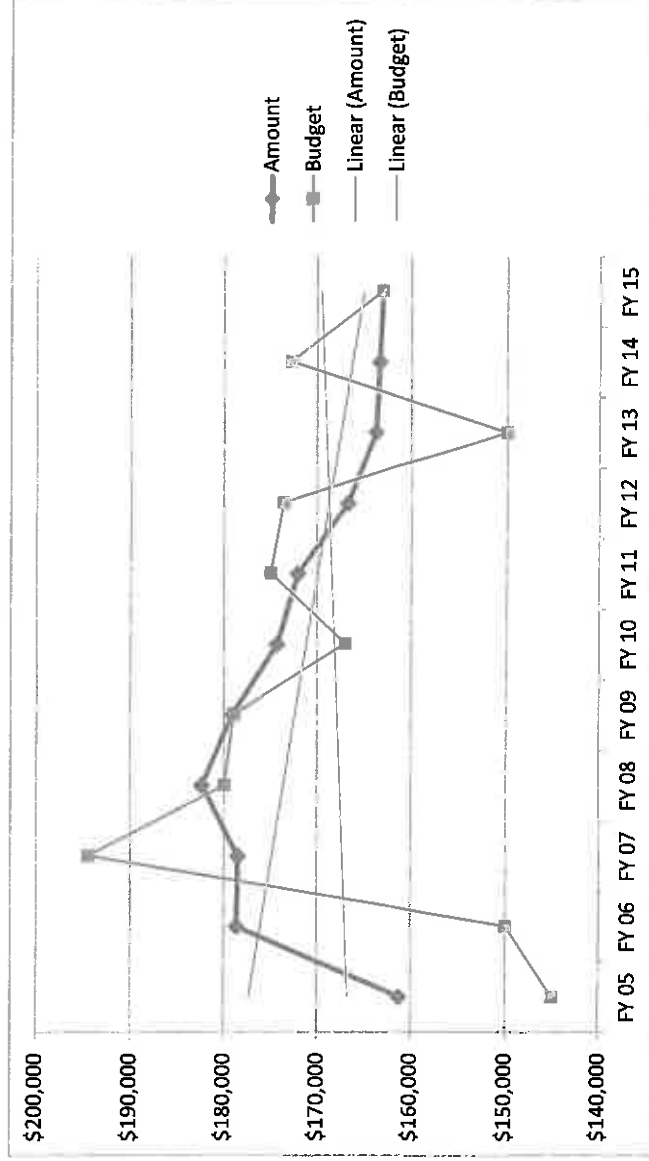
**VEHICLE LICENSE TAX REVENUE  
10 Year Comparison  
(10-33-20000)**

	JUL 1	AUG 2	SEP 3	OCT 4	NOV 5	DEC 6	JAN 7	FEB 8	MAR 9	APR 10	MAY 11	JUN 12	TOTAL	BUDGET	BUDGET +/-
FY 05	\$13,757	\$13,989	\$14,282	\$13,965	\$11,452	\$11,993	\$12,276	\$12,264	\$14,310	\$11,657	\$15,741	\$15,549	\$161,236	\$145,000	\$16,236
FY 06	\$15,087	\$17,060	\$14,658	\$14,397	\$14,897	\$13,665	\$14,648	\$11,808	\$16,512	\$13,581	\$15,632	\$16,689	\$178,634	\$150,000	\$28,634
FY 07	\$14,774	\$16,745	\$14,210	\$14,687	\$12,502	\$12,961	\$15,497	\$14,739	\$15,135	\$15,394	\$15,656	\$16,198	\$178,497	\$194,500	-\$16,003
FY 08	\$16,448	\$16,733	\$13,784	\$16,510	\$14,531	\$13,593	\$14,337	\$14,133	\$15,207	\$15,876	\$15,212	\$16,019	\$182,382	\$180,000	\$2,382
FY 09	\$16,907	\$15,406	\$15,995	\$15,396	\$12,027	\$14,275	\$14,056	\$12,925	\$16,259	\$15,523	\$13,789	\$16,589	\$179,147	\$179,000	\$147
FY 10	\$16,646	\$15,202	\$15,167	\$14,518	\$12,616	\$14,042	\$12,761	\$13,141	\$15,803	\$13,771	\$14,002	\$16,626	\$174,295	\$167,000	\$7,295
FY 11	\$14,991	\$15,407	\$14,403	\$14,047	\$13,027	\$13,358	\$12,957	\$13,439	\$16,377	\$14,348	\$14,273	\$15,421	\$172,048	\$175,000	-\$2,952
FY 12	\$14,448	\$15,098	\$13,083	\$13,137	\$12,934	\$12,840	\$13,207	\$14,209	\$14,741	\$13,194	\$14,889	\$14,922	\$166,702	\$173,588	-\$6,886
FY 13	\$14,893	\$14,742	\$12,228	\$14,020	\$12,467	\$13,141	\$13,404	\$12,641	\$14,448	\$13,628	\$14,475	\$13,643	\$163,730	\$150,000	\$13,730
FY 14	\$13,979	\$15,086	\$13,073	\$14,016	\$11,691	\$13,191	\$12,613	\$12,812	\$14,083	\$14,756	\$14,442	\$13,611	\$163,351	\$172,757	-\$9,406
<b>FY 15</b>	<b>\$13,947</b>	<b>\$15,051</b>	<b>\$13,043</b>	<b>\$13,983</b>	<b>\$11,663</b>	<b>\$13,160</b>	<b>\$12,583</b>	<b>\$12,782</b>	<b>\$14,050</b>	<b>\$14,722</b>	<b>\$14,408</b>	<b>\$13,579</b>	<b>\$162,972</b>	<b>\$162,972</b>	
AVG	\$15,193	\$15,547	\$14,088	\$14,469	\$12,814	\$13,306	\$13,576	\$13,211	\$15,287	\$14,173	\$14,811	\$15,527	\$172,002	\$168,685	\$33,177

Note: **Bold** are estimates.

Note: FY 13 RE adjustment of \$6,675.53 added to total.

Year	Amount	Budget
FY 05	\$161,236	\$145,000
FY 06	\$178,634	\$150,000
FY 07	\$178,497	\$194,500
FY 08	\$182,382	\$180,000
FY 09	\$179,147	\$179,000
FY 10	\$174,295	\$167,000
FY 11	\$172,048	\$175,000
FY 12	\$166,702	\$173,588
FY 13	\$163,730	\$150,000
FY 14	\$163,351	\$172,757
FY 15	\$162,972	\$162,972




## URBAN REVENUE SHARING 10 Year Comparison (10-33-30000)

	JUL 1	AUG 2	SEP 3	OCT 4	NOV 5	DEC 6	JAN 7	FEB 8	MAR 9	APR 10	MAY 11	JUN 12	TOTAL	BUDGET	BUDGET +/-
FY 05	\$28,603	\$28,603	\$28,621	\$28,603	\$28,602	\$28,603	\$28,603	\$28,589	\$28,575	\$28,589	\$28,589	\$28,589	\$343,166	\$343,596	-\$430
FY 06	\$35,558	\$32,576	\$32,590	\$32,569	\$32,569	\$32,569	\$32,569	\$32,569	\$32,569	\$32,569	\$32,569	\$32,569	\$393,843	\$390,688	\$3,155
FY 07	\$36,764	\$36,780	\$36,764	\$36,764	\$36,758	\$36,758	\$36,758	\$36,756	\$36,756	\$36,744	\$36,742	\$36,742	\$441,086	\$429,991	\$11,095
FY 08	\$45,562	\$45,578	\$45,562	\$45,562	\$45,562	\$45,562	\$45,562	\$45,562	\$45,562	\$45,552	\$45,557	\$45,557	\$546,736	\$547,161	-\$425
FY 09	\$48,492	\$48,508	\$48,492	\$48,492	\$48,492	\$48,492	\$48,492	\$48,492	\$48,492	\$48,492	\$48,492	\$48,492	\$581,918	\$572,706	\$9,212
FY 10	\$41,798	\$41,798	\$41,798	\$41,800	\$41,800	\$41,800	\$41,800	\$41,800	\$41,800	\$41,800	\$41,800	\$41,800	\$501,594	\$501,579	\$15
FY 11	\$31,512	\$31,511	\$31,511	\$31,511	\$31,511	\$31,511	\$31,511	\$31,511	\$31,511	\$31,511	\$31,511	\$31,511	\$378,137	\$376,184	\$1,953
FY 12	\$26,426	\$26,412	\$26,426	\$26,426	\$26,426	\$26,426	\$26,426	\$26,426	\$26,426	\$26,426	\$26,426	\$26,426	\$317,094	\$317,107	-\$13
FY 13	\$31,981	\$31,981	\$31,981	\$31,981	\$31,981	\$31,981	\$31,981	\$31,981	\$31,981	\$31,981	\$31,981	\$31,981	\$383,769	\$383,735	\$34
FY 14	\$34,929	\$34,929	\$34,929	\$34,929	\$34,929	\$34,929	\$34,929	\$34,929	\$34,917	\$34,917	\$34,917	\$34,917	\$418,765	\$419,149	-\$384
<b>FY 15</b>	<b>\$38,114</b>	<b>\$38,114</b>	<b>\$38,114</b>	<b>\$38,114</b>	<b>\$38,114</b>	<b>\$38,114</b>	<b>\$38,114</b>	<b>\$37,747</b>	<b>\$38,101</b>	<b>\$38,101</b>	<b>\$38,101</b>	<b>\$38,101</b>	<b>\$456,952</b>	<b>\$456,952</b>	
AVG	\$36,162	\$35,868	\$35,867	\$35,864	\$35,863	\$35,863	\$35,863	\$35,828	\$35,859	\$35,858	\$35,858	\$35,858	\$430,611	\$428,190	\$2,421

Note: Bold are estimates.

Year	Amount	Budget
FY 05	\$343,166	\$343,596
FY 06	\$393,843	\$390,688
FY 07	\$441,086	\$429,991
FY 08	\$546,736	\$547,161
FY 09	\$581,918	\$572,706
FY 10	\$501,594	\$501,579
FY 11	\$378,137	\$376,184
FY 12	\$317,094	\$317,107
FY 13	\$383,769	\$383,735
FY 14	\$418,765	\$419,149
FY 15	\$456,952	\$456,952





## HIGHWAY USER REVENUE FUND (HURF) 10 Year Comparison (15-33-70000)

	JUL 1	AUG 2	SEP 3	OCT 4	NOV 5	DEC 6	JAN 7	FEB 8	MAR 9	APR 10	MAY 11	JUN 12	TOTAL	BUDGET	BUDGET +/-
FY 05	\$27,726	\$25,457	\$24,546	\$29,251	\$26,828	\$27,721	\$28,178	\$30,528	\$31,542	\$34,298	\$30,449	\$22,900	\$339,423	\$299,987	\$39,436
FY 06	\$19,403	\$28,390	\$28,222	\$29,275	\$25,692	\$23,144	\$31,626	\$28,399	\$30,565	\$35,072	\$33,283	\$29,216	\$342,287	\$354,361	-\$12,074
FY 07	\$27,893	\$28,705	\$23,836	\$26,445	\$29,186	\$26,961	\$35,162	\$28,158	\$31,952	\$30,232	\$28,374	\$32,597	\$349,501	\$350,365	-\$864
FY 08	\$25,709	\$27,314	\$26,668	\$25,084	\$24,451	\$31,483	\$26,939	\$25,240	\$29,987	\$28,913	\$27,671	\$29,321	\$328,781	\$350,365	-\$21,584
FY 09	\$26,153	\$26,701	\$26,455	\$23,360	\$22,955	\$20,301	\$23,264	\$22,015	\$27,617	\$27,512	\$19,391	\$22,978	\$288,703	\$334,621	-\$45,918
FY 10	\$22,004	\$20,135	\$20,601	\$18,462	\$20,393	\$20,855	\$23,958	\$23,102	\$25,787	\$27,761	\$25,751	\$24,943	\$273,754	\$294,829	-\$21,075
FY 11	\$22,289	\$22,096	\$22,119	\$21,386	\$21,136	\$23,247	\$23,343	\$23,097	\$24,669	\$27,122	\$22,915	\$23,365	\$276,785	\$283,036	-\$6,251
FY 12	\$17,626	\$17,021	\$17,396	\$16,280	\$15,930	\$17,492	\$17,123	\$18,754	\$21,311	\$22,859	\$19,498	\$22,475	\$223,764	\$239,091	-\$15,327
FY 13	\$18,336	\$19,435	\$19,001	\$17,861	\$18,073	\$19,128	\$18,614	\$19,489	\$21,764	\$23,573	\$21,703	\$21,940	\$238,916	\$239,091	-\$175
FY 14	\$20,103	\$18,912	\$19,582	\$18,379	\$18,129	\$19,336	\$19,978	\$19,711	\$22,357	\$24,918	\$22,385	\$22,629	\$246,418	\$251,065	-\$4,647
<b>FY 15</b>	<b>\$20,734</b>	<b>\$19,506</b>	<b>\$20,197</b>	<b>\$18,956</b>	<b>\$18,698</b>	<b>\$19,944</b>	<b>\$20,605</b>	<b>\$20,330</b>	<b>\$23,059</b>	<b>\$25,701</b>	<b>\$23,087</b>	<b>\$23,339</b>	<b>\$254,156</b>	<b>\$254,156</b>	
AVG	\$22,724	\$23,417	\$22,843	\$22,578	\$22,277	\$22,967	\$24,819	\$23,849	\$26,755	\$28,226	\$25,142	\$25,236	\$290,833	\$299,681	-\$8,848

Note: Bold are estimates.

Year	Amount	Budget
FY 05	\$339,423	\$299,987
FY 06	\$342,287	\$354,361
FY 07	\$349,501	\$350,365
FY 08	\$328,781	\$350,365
FY 09	\$288,703	\$334,621
FY 10	\$273,754	\$294,829
FY 11	\$276,785	\$283,036
FY 12	\$223,764	\$239,091
FY 13	\$238,916	\$239,091
FY 14	<b>\$246,418</b>	\$251,065
FY 15	<b>\$254,156</b>	\$254,156

