

# CITY OF WILLCOX

*Serving our Community  
since 1915*



## Annual Budget

FY 2016-2017

DRAFT

## Table of Contents

	<u>Page</u>
Budget Message	i - ii
Projected Fund Balances, Revenues, and Expenses	iii
Salaries and Benefits Schedule	iv
Personnel Count - Full-time Equivalent (FTE)	v
Salary/Wage Table	vi
FY 2015-2016 BUDGET	
GENERAL FUND Revenues	1
GENERAL FUND Expenditure Summary	2
GENERAL FUND Administration and Finance	3
GENERAL FUND Mayor and Council	4
GENERAL FUND Community Programs	5
GENERAL FUND Public Safety - Administration, Patrol, Investigations	6
GENERAL FUND Public Safety - Communications	7
GENERAL FUND Public Safety - Animal Shelter	8
GENERAL FUND Public Safety - Fire	9
GENERAL FUND Legal - Attorney, Court, Jail	10
GENERAL FUND Library	11
GENERAL FUND Public Works - Swimming Pool	12
GENERAL FUND Public Works - Administration	13
GENERAL FUND Public Works - Cemetery	14
GENERAL FUND Public Works - Vehicle Maintenance	15
GENERAL FUND Development Services	16
GENERAL FUND Public Works - Building, Grounds, Parks	17
GENERAL FUND Public Works - Golf Course	18
HIGHWAY USER FUND Streets	19
SPECIAL REVENUE GRANTS	20
SPECIAL REVENUE FUND	21
DEBT SERVICE FUND	22
REPAIR AND DEMOLITION FUND	23
UTILITIES Gas Fund	24
UTILITIES Gas Fund Capital Improvement and Capital Purchases	26
UTILITIES Water Fund	27
UTILITIES Water Fund Capital Improvement and Capital Purchases	29
UTILITIES Sewer Fund	30
UTILITIES Sewer Fund Capital Improvement and Capital Purchases	32
UTILITIES Sewer Fund Capital - New Plant	33
UTILITIES Solid Waste Fund	34
COURT	35
FIREMEN'S PENSION FUND	36
APPENDIX A - REVENUE 10 Year Comparisons	A1-A10
APPENDIX B - OFFICIAL BUDGET FORMS (STATE)	

## City Manager's Budget Message

Although the City of Willcox continues to face financial challenges, the budget is balanced, and significant positive progress has been made toward meeting not only present but also future financial challenges, while also improving service delivery.

The City continues to review its expenditures to determine ways to decrease spending and to increase efficiency. As the population of Cochise County decreases, so, too, is the size of City government in Willcox. (All of the communities in Cochise County, including unincorporated Cochise County, with the exception of Sierra Vista, have lost population since 2010.) With payroll being the most significant of costs, reducing the size of the workforce through attrition continues. As positions open up, they are evaluated to determine whether or not their work load can be assumed by another position. Hence, four positions will not be funded for FY17: warehouse specialist, senior mechanic, part-time evidence technician, and Development Services administrative assistant. The warehouse specialist duties will be shared by current personnel. The senior mechanic duties will be handled by the current mechanic, and surplus vehicles have been auctioned to reduce the mechanic workload. The part-time evidence technician duties will be performed by current personnel. Development Services will move back to the Public Works Department where the administrative assistant's duties will be performed by current personnel.

Exceptions to spending cuts were in employee wage increases, health insurance cost, and capital expenditures. Cost savings from the positions not being funded this year, were, in part, used to increase wages of employees. Using a 2006 salary survey, employees who were below the low end of the scale had wages increased, as did employees who took on additional responsibilities as a result of the eliminated positions. Salaried positions were also increased to meet the new labor law. Health insurance premiums will increase by 8.9% (down, through negotiations, from 17.2%) and the family insurance penalty has been minimized. While City payment of family insurance increased from 68% to 80%, it is still lower than single coverage at 121%, single and spouse coverage at 90%, and single with children at 90%. In regards to capital expenditures, two vehicles instead of one are budgeted to be replaced in the Police Department. With four 2007 police vehicles, one 2006, and one 1998, the current replacement schedule of one per year is not keeping up with necessary replacement. Ball field bleachers are also budgeted for replacement this year, and will meet current safety standards.

This year the budget has also been further streamlined to make it more useful and transparent. The Administration and Finance Departments are now combined to more easily access total administrative costs. The various Police Department Divisions - Administration, Patrol, and Investigations are now combined providing easier assessment of total policing costs. The Communication Division, Animal Shelter, and Fire, however, were not combined. With the regional dispatch center soon coming on-line, the present budget structure provides comparative data. The Animal Shelter was also left to stand alone as the County reimburses the City for some of the expenses. The Fire Department is unique enough from policing functions to warrant its own division. Buildings and Grounds was combined with Parks to more accurately reflect shared job duties.

Utility fund revenues were adjusted to reflect changes in the funds. The use of fund balance in the Gas Fund is at \$12,524 for partial funding for capital expenditures: mandatory meter replacement, equipment, and partial funding for a utility vehicle. By year end, all commercial gas meters should be replaced with remote readable meters. (Residential meter replacements were completed in FY16.) As with residential meter replacement, this will speed up the meter-read process increasing efficiency. The administrative fee charged to the Gas Fund has been decreased to more accurately reflect administrative costs. The Water Fund will see a use of fund balance of \$13,740 for partial funding for capital expenditures: meter replacement, equipment, and partial funding for a utility vehicle. Similarly, the goal is to have all of the commercial meters upgraded to remote read. (Residential meter replacements were completed in FY16.) The Sewer Fund will go into debt for \$2,005,000 for the new Wastewater Treatment Plant (WWTP); debt on the old plant is scheduled to be paid off. Remaining funding for the new plant will come in the form of grants totaling close to \$10,000,000. This year, 60% of plant construction is budgeted with the project scheduled to take up to 18 months. There is no planned rate increase to cover the new WWTP debt. The administrative fee charged to the Solid Waste Fund was increased to more accurately reflect administrative costs.

We will continue to seek out new funding opportunities as reflected in the Special Revenue Grants fund. Slum and blight mitigation was completed on Haskell Avenue in FY16 with the use of Community Development Block Grant (CDBG) funds. As the City is cleaned up, we hope to attract more businesses and residents to the area.

The City will continue to help foster economic development by providing appropriate zoning, stable infrastructure, and a responsive/positive attitude to inquiries from the private sector about business opportunities and new housing opportunities. We will also continue to improve the appearance and condition of City-owned property and encourage residents and owners to clean up theirs.

As always, we will continue to promote Willcox as a great place to live, work, and raise a family.

Ted Soltis  
City Manager

**Fiscal Year 2016-2017  
Projected Fund Balances, Revenues, and Expenses**

#	Fund	7/1/15 Audit	7/1/16 Estimate	Total Revenues	Net Revenues	Transfers			Net Expenses	Total Expenses	7/1/2017 Estimate	Fund +/- Change
						In	Out					
10	GENERAL FUND	\$1,417,221	\$1,536,210	\$3,928,554	\$3,251,649	A	\$582,204	B	\$4,100	\$1,441,509	-\$94,701	
15	HIGHWAY USERS FUND - Streets	\$299,101	\$352,314	\$988,594	\$960,590		\$0		\$0	\$324,310	-\$28,004	
16	SPECIAL REVENUE GRANTS	\$0	\$0	\$810,225	\$810,225		\$0		\$0	\$0	\$0	
17	SPECIAL REVENUE FUND	\$70,272	\$40,887	\$54,177	\$23,900	B	\$4,100		\$0	\$14,710	-\$26,177	
20	DEBT SERVICE FUND	\$170,893	\$170,893	\$159,001	\$159,001		\$0		\$0	\$170,893	\$0	
22	REPAIR AND DEMOLITION	\$0	\$0	\$10,000	\$0	C	\$10,000		\$0	\$0	\$0	
50	UTILITIES - Gas Fund	\$944,215	\$940,489	\$763,120	\$750,596		\$0	A	\$165,565	\$927,965	-\$12,524	
51	UTILITIES - Water Fund	\$1,491,088	\$1,468,857	\$665,891	\$652,151		\$0	A	\$128,521	\$1,455,117	-\$13,740	
52	UTILITIES - Sewer Fund	\$580,498	\$580,498	\$1,258,444	\$786,393		\$0	A	\$148,118	\$1,088,447	-\$472,051	
82	UTILITIES - Sewer Fund Capital - New Plant*	\$0	\$0	\$7,237,728	\$7,237,728		\$0		\$0	\$440,294	\$440,294	
53	UTILITIES - Solid Waste Fund	\$184,819	\$234,512	\$653,118	\$653,118		\$0	A	\$140,000	\$234,512	\$0	
61	COURT TRUST FUND	\$0	\$0	\$12,500	\$12,500		\$0		\$0	\$0	\$0	
72	FIREMEN'S PENSION FUND	\$253,898	\$260,759	\$10,895	\$10,895		\$0		\$0	\$269,254	\$8,495	
	<b>Total All Funds</b>	<b>\$5,412,005</b>	<b>\$5,585,419</b>		<b>\$15,308,746</b>		<b>\$596,304</b>		<b>\$596,304</b>	<b>\$5,387,011</b>	<b>-\$198,408</b>	
<b>Total Operating Budget (Net of transfers) = \$15,507,154</b>												

A = Utilities transfers to General Fund.

B = Fireworks transfer from General Fund 10-462-9734 to Fund 17.

C = Repair and Demolition transfer from General Fund 10-403-9850 to Fund 22.

\*FY 17 - New Plant design reimbursement - \$440,294.



**Fiscal Year 2016-2017  
Salaries and Benefits Schedule**

DEPARTMENT/POSITION	# FTE	1101 ANNUAL SALARY	1105 OVERTIME	1201 WORKER COMP	1202 HEALTH/ GRP INS	1203 FICAMED TAX	1204/1206 RETIREMT CONTRIB	1205 UC TAX	1207 \$25K LIFE INS	1208 HRA ALLOW	1209 BENEFIT FEES	TOTAL COMP
<b>GENERAL FUND</b>												
MAYOR AND COUNCIL (10-402)	0.00	\$19,200	\$0	\$104	\$0	\$1,469	\$0	\$131	\$0	\$0	\$0	\$20,904
ADMINISTRATION AND FINANCE (10-401)	6.80	\$327,927	\$0	\$1,783	\$48,925	\$25,086	\$37,646	\$333	\$818	\$7,549	\$3,242	\$453,311
DEVELOPMENT SERVICES (10-460)	1.00	\$63,298	\$0	\$1,969	\$7,680	\$4,842	\$7,267	\$95	\$146	\$1,348	\$579	\$87,224
PS - ADMIN. PATROL, INVESTIGATIONS (10-421)	11.00	\$483,672	\$78,293	\$52,472	\$79,719	\$42,990	\$260,195	\$524	\$2,286	\$10,784	\$4,711	\$1,015,646
PS - COMMUNICATIONS (10-422)	6.00	\$190,070	\$9,000	\$1,082	\$34,575	\$15,229	\$22,853	\$286	\$701	\$6,471	\$2,395	\$282,663
PS - ANIMAL SHELTER (10-424)	1.80	\$49,633	\$1,200	\$2,591	\$16,796	\$3,889	\$5,300	\$95	\$234	\$2,157	\$926	\$82,821
PS - FIRE (10-427)	0.00	\$31,216	\$0	\$2,883	\$0	\$2,388	\$1,561	\$212	\$0	\$0	\$0	\$38,260
MAGISTRATE/COURTS (10-443)	0.75	\$88,260	\$0	\$452	\$0	\$6,752	\$6,984	\$95	\$117	\$0	\$0	\$102,661
LIBRARY (10-444)	4.00	\$142,004	\$0	\$772	\$14,710	\$10,863	\$16,302	\$238	\$351	\$2,157	\$926	\$188,323
PW - SWIMMING POOL (10-445)	2.49	\$46,334	\$100	\$3,800	\$0	\$3,552	\$0	\$302	\$0	\$0	\$0	\$54,087
PW - ADMINISTRATION (10-451)	0.20	\$14,000	\$0	\$555	\$2,331	\$1,071	\$1,607	\$10	\$23	\$216	\$93	\$19,905
PW - CEMETERY (10-455)	1.00	\$24,211	\$400	\$1,556	\$7,784	\$1,883	\$2,825	\$48	\$117	\$1,078	\$463	\$40,365
PW - VEHICLE MAINTENANCE (10-456)	0.25	\$7,883	\$200	\$511	\$1,946	\$618	\$928	\$12	\$29	\$270	\$116	\$12,513
PW - BUILDINGS, GROUNDS, PARKS (10-462)	4.00	\$104,416	\$1,950	\$8,723	\$25,292	\$8,137	\$12,211	\$190	\$468	\$4,314	\$1,853	\$167,553
PW - GOLF COURSE (10-463)	3.60	\$80,719	\$500	\$3,680	\$3,000	\$6,213	\$5,616	\$286	\$234	\$0	\$158	\$100,406
<b>SUBTOTAL</b>	<b>42.89</b>	<b>\$1,672,843</b>	<b>\$91,643</b>	<b>\$82,934</b>	<b>\$242,758</b>	<b>\$134,983</b>	<b>\$381,295</b>	<b>\$2,855</b>	<b>\$5,523</b>	<b>\$36,343</b>	<b>\$15,463</b>	<b>\$2,666,641</b>
<b>HIGHWAY USER FUND - STREETS</b>												
PW - STREETS (15-451)	6.20	\$191,029	\$500	\$36,069	\$42,849	\$14,652	\$21,988	\$295	\$725	\$5,608	\$2,488	\$316,202
<b>SUBTOTAL</b>	<b>6.20</b>	<b>\$191,029</b>	<b>\$500</b>	<b>\$36,069</b>	<b>\$42,849</b>	<b>\$14,652</b>	<b>\$21,988</b>	<b>\$295</b>	<b>\$725</b>	<b>\$5,608</b>	<b>\$2,488</b>	<b>\$316,202</b>
<b>UTILITIES</b>												
GAS FUND (50-451)	3.45	\$114,900	\$5,000	\$6,925	\$27,627	\$9,172	\$13,765	\$164	\$403	\$3,721	\$1,598	\$183,275
WATER FUND (51-451)	4.45	\$137,260	\$6,000	\$9,739	\$33,054	\$10,959	\$16,446	\$212	\$520	\$4,799	\$2,061	\$221,051
SEWER FUND (52-451)	3.45	\$128,295	\$6,000	\$8,966	\$25,270	\$10,274	\$15,417	\$164	\$403	\$3,721	\$1,598	\$200,108
<b>SUBTOTAL</b>	<b>11.35</b>	<b>\$380,455</b>	<b>\$17,000</b>	<b>\$25,630</b>	<b>\$85,951</b>	<b>\$30,405</b>	<b>\$45,628</b>	<b>\$540</b>	<b>\$1,327</b>	<b>\$12,240</b>	<b>\$5,257</b>	<b>\$604,434</b>
<b>GRANT FUNDED POSITIONS</b>												
LIBRARY GRANTS (16-474)	0.00	\$0	\$0	\$0	\$0	\$0	\$0	\$0	\$0	\$0	\$0	\$0
WILDLAND FIRE	0.00	\$10,000	\$0	\$202	\$0	\$765	\$1,148	\$0	\$0	\$0	\$0	\$12,115
<b>SUBTOTAL</b>	<b>0.00</b>	<b>\$10,000</b>	<b>\$0</b>	<b>\$202</b>	<b>\$0</b>	<b>\$765</b>	<b>\$1,148</b>	<b>\$0</b>	<b>\$0</b>	<b>\$0</b>	<b>\$0</b>	<b>\$12,115</b>
<b>TOTAL</b>	<b>60.44</b>	<b>\$2,254,328</b>	<b>\$109,143</b>	<b>\$144,834</b>	<b>\$371,557</b>	<b>\$180,805</b>	<b>\$450,059</b>	<b>\$3,691</b>	<b>\$7,574.50</b>	<b>\$54,191</b>	<b>\$23,208</b>	<b>\$3,599,391</b>

Fire Department = 18 volunteers; Mayor and Council = 7.

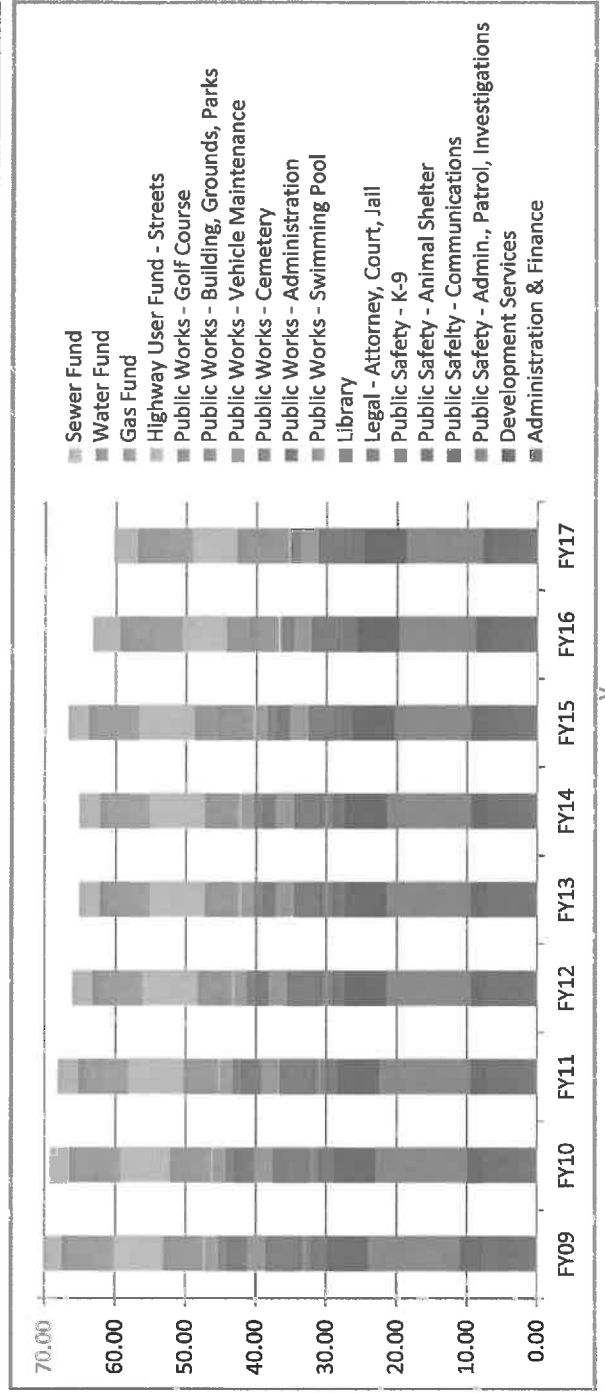




Fiscal Year 2016-2017

Personnel Count - Full-time Equivalent (FTE)

Department/Division	FY09	FY10	FY11	FY12	FY13	FY14	FY15	FY16	FY17
Administration & Finance	8.00	8.00	7.50	7.50	7.50	7.50	7.50	6.80	6.80
Development Services	3.00	2.00	2.00	2.00	2.00	2.00	2.00	2.00	1.00
Public Safety - Admin., Patrol, Investigations	13.00	13.00	13.00	12.00	12.00	12.00	11.00	11.00	11.00
Public Safety - Communications	6.00	6.00	6.00	6.00	6.00	6.00	6.00	6.00	6.00
Public Safety - Animal Shelter	2.00	2.00	1.50	1.50	1.50	1.50	1.50	1.75	1.80
Public Safety - K-9	1.00	1.00	1.00	1.00	1.00	1.00	0.00	0.00	0.00
Legal - Attorney, Court, Jail	0.75	0.75	0.75	0.75	0.75	0.75	0.75	0.75	0.75
Library	5.00	5.00	5.00	5.00	4.00	4.00	4.00	4.00	4.00
Public Works - Swimming Pool	2.49	2.49	2.49	2.49	2.49	2.49	2.49	2.49	2.49
Public Works - Administration	3.00	3.00	3.00	2.00	2.00	2.00	2.00	0.45	0.20
Public Works - Cemetery	1.00	1.00	1.00	1.00	1.00	1.00	1.00	1.00	1.00
Public Works - Vehicle Maintenance	2.00	2.00	2.00	2.00	2.00	2.00	2.00	0.50	0.25
Public Works - Building, Grounds, Parks	6.00	6.00	5.00	5.00	5.00	5.00	5.00	4.00	4.00
Public Works - Golf Course	0.00	0.00	0.00	0.00	0.00	0.00	3.60	3.60	3.60
Highway User Fund - Streets	7.00	7.00	8.00	8.00	8.00	8.00	8.00	6.20	6.20
Gas Fund	2.68	2.68	3.00	3.00	3.00	3.00	3.00	3.95	3.45
Water Fund	4.66	4.66	4.00	4.00	4.00	4.00	4.00	4.95	4.45
Sewer Fund	2.66	2.66	3.00	3.00	3.00	3.00	3.00	3.95	3.45
<b>Total</b>	<b>70.24</b>	<b>69.24</b>	<b>68.24</b>	<b>66.24</b>	<b>65.24</b>	<b>65.24</b>	<b>66.84</b>	<b>63.39</b>	<b>60.44</b>





Fiscal Year 2016-2017

Salary/Wage Table

Salary Range	Minimum	Midpoint	Maximum	Salary Range	Minimum	Midpoint	Maximum
20	\$17,125	\$21,406	\$25,687	53	\$38,682	\$48,353	\$58,023
21	\$17,553	\$21,941	\$26,329	54	\$39,649	\$49,562	\$59,474
22	\$17,992	\$22,490	\$26,988	55	\$40,641	\$50,801	\$60,961
23	\$18,441	\$23,052	\$27,662	56	\$41,657	\$52,071	\$62,485
24	\$18,903	\$23,628	\$28,354	57	\$42,698	\$53,372	\$64,047
25	\$19,375	\$24,219	\$29,063	58	\$43,765	\$54,707	\$65,648
26	\$19,859	\$24,824	\$29,789	59	\$44,860	\$56,074	\$67,289
27	\$20,356	\$25,445	\$30,534	60	\$45,981	\$57,476	\$68,972
28	\$20,865	\$26,081	\$31,297	61	\$47,131	\$58,913	\$70,696
29	\$21,386	\$26,733	\$32,080	62	\$48,309	\$60,386	\$72,463
30	\$21,921	\$27,401	\$32,882	63	\$49,517	\$61,896	\$74,275
31	\$22,469	\$28,086	\$33,704	64	\$50,754	\$63,443	\$76,132
32	\$23,031	\$28,789	\$34,546	65	\$52,023	\$65,029	\$78,035
33	\$23,607	\$29,508	\$35,410	66	\$53,324	\$66,655	\$79,986
34	\$24,197	\$30,246	\$36,295	67	\$54,657	\$68,321	\$81,985
35	\$24,802	\$31,002	\$37,203	68	\$56,023	\$70,029	\$84,035
36	\$25,422	\$31,777	\$38,133	69	\$57,424	\$71,780	\$86,136
37	\$26,057	\$32,572	\$39,086	70	\$58,860	\$73,574	\$88,289
38	\$26,709	\$33,386	\$40,063	71	\$60,331	\$75,414	\$90,497
39	\$27,376	\$34,221	\$41,065	72	\$61,839	\$77,299	\$92,759
40	\$28,061	\$35,076	\$42,091	73	\$63,385	\$79,232	\$95,078
41	\$28,762	\$35,953	\$43,144	74	\$64,970	\$81,212	\$97,455
42	\$29,481	\$36,852	\$44,222	75	\$66,594	\$83,243	\$99,891
43	\$30,219	\$37,773	\$45,328	76	\$68,259	\$85,324	\$102,389
44	\$30,974	\$38,717	\$46,461	77	\$69,966	\$87,457	\$104,948
45	\$31,748	\$39,685	\$47,622	78	\$71,715	\$89,643	\$107,572
46	\$32,542	\$40,678	\$48,813	79	\$73,508	\$91,884	\$110,261
47	\$33,356	\$41,694	\$50,033	80	\$75,345	\$94,182	\$113,018
48	\$34,189	\$42,737	\$51,284	81	\$77,229	\$96,536	\$115,843
49	\$35,044	\$43,805	\$52,566	82	\$79,160	\$98,950	\$118,739
50	\$35,920	\$44,900	\$53,880	83	\$81,139	\$101,423	\$121,708
51	\$36,818	\$46,023	\$55,227	84	\$83,167	\$103,959	\$124,751
52	\$37,739	\$47,173	\$56,608	85	\$85,246	\$106,558	\$127,869

Eliminated ranges 1-19 - too low (below minimum wage) and 86-100 - too high.

As of 12/16, unless overtime and/or compensation time is offered, the minimum salary is \$47,476.

Original Version = 6/06



**GENERAL FUND**

Revenue	Account	Title	FY 15 Actual	FY 16 Budget	FY 16 Estimated	FY 17 Budget
<b>Taxes</b>	10-31-10000	CITY SALES TAX-2%	\$1,357,858	\$1,451,254	\$1,441,593	\$1,395,379
	10-31-30000	PRIMARY TAX LEVY	\$73,104	\$75,285	\$75,285	\$77,836
	10-31-40000	LAW AGENCY TAX	\$1,708	\$1,528	\$1,926	\$1,926
	10-31-50000	ROOM TAX	\$146,921	\$146,203	\$147,555	\$147,555
<b>Total</b>			<b>\$1,579,591</b>	<b>\$1,674,270</b>	<b>\$1,666,359</b>	<b>\$1,622,696</b>
<b>Licenses &amp; Permits</b>	10-32-10000	ELECTRICAL FRANCHISE	\$102,955	\$98,587	\$91,025	\$91,025
	10-32-20000	CABLE FRANCHISE	\$19,619	\$27,838	\$16,755	\$16,755
	10-32-30000	LIQUOR LICENSE	\$2,450	\$2,600	\$2,600	\$2,600
	10-32-35000	CITY UTILITY FRANCHISE	\$93,779	\$102,682	\$103,026	\$103,026
	10-32-40000	SOLID WASTE LICENSE	\$17,561	\$16,218	\$15,993	\$15,993
	10-32-50000	DOG LICENSE	\$245	\$245	\$245	\$245
	10-32-60000	BUILDING PERMIT	\$106,557	\$28,000	\$15,051	\$15,051
10-32-80000	BUSINESS LICENSE	\$7,436	\$7,360	\$7,082	\$7,082	
<b>Total</b>			<b>\$350,602</b>	<b>\$283,530</b>	<b>\$251,777</b>	<b>\$251,777</b>
<b>Intergovernmental</b>	10-33-10000	STATE SALES TAX	\$343,347	\$358,246	\$357,682	\$334,547
	10-33-20000	AUTO LIEU TAX	\$166,693	\$168,840	\$174,718	\$180,095
	10-33-30000	STATE REVENUE SHARING	\$454,808	\$452,342	\$452,342	\$434,839
<b>Total</b>			<b>\$964,848</b>	<b>\$979,428</b>	<b>\$984,742</b>	<b>\$949,481</b>
<b>Appropriations</b>	10-37-50000	FUND BALANCE		\$0	\$0	\$94,701
<b>Total</b>			<b>\$0</b>	<b>\$0</b>	<b>\$0</b>	<b>\$94,701</b>
<b>Non-Operating</b>	10-38-75200	GAS FUND	\$219,456	\$175,565	\$175,565	\$165,565
	10-38-75300	WATER FUND	\$117,909	\$128,521	\$128,521	\$128,521
	10-38-75400	SEWER FUND	\$123,432	\$148,118	\$148,118	\$148,118
	10-38-75500	SOLID WASTE FUND	\$106,034	\$111,336	\$111,336	\$140,000
<b>Total</b>			<b>\$566,831</b>	<b>\$563,540</b>	<b>\$563,540</b>	<b>\$582,204</b>
<b>Golf Course</b>	10-39-10100	GREENS FEES	\$30,759	\$30,052	\$47,077	\$47,077
	10-39-10125	DRIVING RANGE FEES	\$3,698	\$3,620	\$5,642	\$5,642
	10-39-10150	CART RENTALS	\$29,366	\$29,421	\$38,869	\$38,869
	10-39-10175	MEMBERSHIP FEES	\$14,537	\$16,652	\$18,120	\$18,120
	10-39-10200	PRO SHOP SALES	\$11,396	\$11,814	\$9,593	\$9,593
	10-39-10210	COUPON & GIFT CERT REVENUE	\$3,204	\$3,057	\$5,403	\$5,403
	10-39-10250	LIQUOR SALES	\$32,023	\$31,100	\$37,928	\$37,928
	10-39-10260	FOOD & SODA SALES	\$12,810	\$11,716	\$16,199	\$16,199
	10-39-10270	TOURNAMENT PLAY REVENUE	\$6,332	\$7,115	\$2,988	\$2,988
	10-39-10280	EQUIPMENT RENTAL	\$539	\$422	\$749	\$749
<b>Total</b>			<b>\$144,663</b>	<b>\$144,969</b>	<b>\$182,568</b>	<b>\$182,568</b>
<b>Other</b>	10-39-20100	COURT FINES	\$3,359	\$3,664	\$4,781	\$4,781
	10-39-20200	LIBRARY FINES	\$5,789	\$5,920	\$6,206	\$6,206
	10-39-30000	CEMETERY	\$23,473	\$19,657	\$22,570	\$22,570
	10-39-40000	REIMBURSEMENT**	\$68,740	\$118,818	\$107,870	\$108,417
	10-39-40500	QUAIL PARK REVENUE	\$1,900	\$1,900	\$300	\$1,200
	10-39-60200	COMMUNITY CENTER	\$2,095	\$3,000	\$3,516	\$3,516
	10-39-60300	UTILITY REIMBURSEMENT-CITY FACILITIES	\$5,400	\$5,400	\$5,400	\$5,400
	10-39-90100	INTEREST INCOME	\$24,312	\$28,388	\$22,352	\$22,352
	10-39-90200	SWIMMING POOL	\$11,752	\$12,368	\$12,368	\$12,368
	10-39-90300	ANIMAL SHELTER - IMPOUND FEES	\$2,335	\$2,547	\$3,632	\$3,632
	10-39-91100	SALE OF CITY OWNED ASSETS	\$7,622	\$4,000	\$8,000	\$4,000
	10-39-91700	ANIMAL SHELTER - COUNTY	\$30,000	\$42,449	\$42,449	\$42,885
	10-39-99900	MISCELLANEOUS RECEIPTS***	\$7,253	\$8,000	\$8,226	\$7,800
<b>Total</b>			<b>\$194,030</b>	<b>\$256,111</b>	<b>\$247,670</b>	<b>\$245,127</b>
<b>Revenue Total</b>			<b>\$3,800,564</b>	<b>\$3,901,848</b>	<b>\$3,896,656</b>	<b>\$3,928,554</b>

\*\*FY17 - Health Care Innovations (Ambulance Service) income (\$23,307) and SRO reimbursement (\$85,110).

\*\*\*FY16 - Includes 93000 - Court Restitution.

**GENERAL FUND**  
**Expenditure Summary**

<b>Expenditures</b>	<b>Account</b>	<b>FY 15 Actual</b>	<b>FY 16 Budget</b>	<b>FY 16 Estimated</b>	<b>FY 17 Budget</b>
Administration and Finance	10-401	\$584,103	\$557,253	\$557,443	\$588,659
Mayor and Council	10-402	\$30,268	\$32,901	\$32,468	\$40,401
Community Programs	10-403	\$104,205	\$117,407	\$105,418	\$118,516
Public Safety - Admin., Patrol, Investigations	10-421	\$1,117,634	\$1,151,954	\$1,177,902	\$1,202,647
Public Safety - Communications	10-422	\$264,661	\$273,050	\$271,568	\$298,119
Public Safety - Animal Shelter	10-424	\$94,731	\$96,346	\$112,900	\$113,221
Public Safety - Fire	10-427	\$69,380	\$81,680	\$76,220	\$89,670
Legal - Attorney, Court and Jail	10-443	\$190,771	\$190,798	\$190,805	\$115,503
Library	10-444	\$220,964	\$228,323	\$222,956	\$239,433
Public Works - Swimming Pool	10-445	\$110,522	\$124,205	\$130,322	\$125,639
Public Works - Administration	10-451	\$165,312	\$61,303	\$45,856	\$47,856
Public Works - Cemetery	10-455	\$78,234	\$45,461	\$43,206	\$48,760
Public Works - Vehicle Maintenance	10-456	\$113,140	\$33,499	\$22,325	\$19,413
Development Services	10-460	\$143,419	\$128,872	\$121,458	\$97,889
Public Works - Buildings, Grounds, Parks	10-462	\$415,176	\$400,609	\$391,892	\$437,413
Public Works - Golf Course	10-463	\$218,586	\$228,187	\$274,928	\$245,415
Contingency	10-902	\$0	\$150,000	\$0	\$100,000
<b>Expenditure Total</b>		<b>\$3,921,106</b>	<b>\$3,901,848</b>	<b>\$3,777,667</b>	<b>\$3,928,554</b>
<b>Net</b>		<b>-\$120,542</b>	<b>\$0</b>	<b>\$118,989</b>	<b>\$0</b>
FY 16 - Capital improvements and purchases -	\$152,951.68				
FY 17 - Capital improvements and purchases -	\$206,513.78				

**GENERAL FUND**  
**Administration and Finance**

Account	Title	FY 15 Actual	FY 16 Budget	FY 16 Estimated	FY 17 Budget
10-401-1101	SALARIES	\$327,676	\$305,321	\$316,524	\$327,928
10-401-1201	INDUSTRIAL INSURANCE	\$1,929	\$1,869	\$1,937	\$1,783
10-401-1202	MEDICAL INSURANCE	\$45,641	\$43,963	\$45,355	\$48,925
10-401-1203	FICA	\$24,632	\$23,357	\$24,215	\$25,087
10-401-1204	ARS	\$36,679	\$35,020	\$36,305	\$37,646
10-401-1205	UNEMPLOYMENT	\$386	\$333	\$333	\$336
10-401-1207	LIFE INSURANCE	\$770	\$819	\$819	\$819
10-401-1208	HEALTH REIMBURSEMENT ALLOWANCE	\$7,345	\$7,264	\$8,423	\$7,546
10-401-1209	BENEFITS FEES	\$3,328	\$3,243	\$3,243	\$3,242
10-401-2101	OFFICE SUPPLIES	\$3,696	\$3,500	\$2,480	\$2,750
10-401-2115	EQUIPMENT REPAIR/MAINTENANCE	\$149	\$100	\$100	\$100
10-401-2402	TELEPHONE	\$12,340	\$13,000	\$10,308	\$10,308
10-401-2403	POSTAGE*	\$2,239	\$2,140	\$2,000	\$2,000
10-401-2404	UTILITIES	\$10,480	\$10,200	\$9,800	\$10,500
10-401-2502	AUDITING FEES	\$21,750	\$22,300	\$19,800	\$22,300
10-401-2590	CONTRACT SERVICES	\$24,461	\$21,000	\$15,790	\$16,500
10-401-2592	BILLING SERVICE CONTRACT	\$10,455	\$10,000	\$10,000	\$10,500
10-401-2601	FUEL AND OIL	\$381	\$500	\$306	\$400
10-401-2603	VEHICLE REPAIR/MAINTENANCE	\$429	\$500	\$600	\$500
10-401-2700	TRAVEL AND TRAINING	\$4,290	\$5,300	\$5,200	\$7,300
10-401-2705	EMPLOYEE EVENTS	\$2,814	\$3,000	\$2,800	\$2,800
10-401-2801	MAINTENANCE CONTRACTS	\$14,575	\$14,600	\$13,310	\$11,000
10-401-2804	SUBSCRIPTIONS/MEMBERSHIPS	\$1,826	\$1,900	\$1,500	\$2,025
10-401-9201	GENERAL INSURANCE	\$6,519	\$6,098	\$7,321	\$7,500
10-401-9601	ADVERTISING	\$5,152	\$6,600	\$2,000	\$5,000
10-401-9602	ELECTION MATERIAL	\$2,200	\$0	\$0	\$2,500
10-401-9650	BANK SERVICE CHARGES	\$11,720	\$12,000	\$12,824	\$13,000
10-401-9691	OVER/SHORT	-\$95	\$75	\$279	\$75
10-401-9690	MISC. EXPENSE	\$336	\$751	\$250	\$275
10-401-9901	CAPITAL PURCHASES**	\$0	\$2,500	\$3,621	\$8,014
<b>Expenditure Total</b>		<b>\$584,103</b>	<b>\$557,253</b>	<b>\$557,443</b>	<b>\$588,659</b>
*10-401-2870 - EQUIPMENT LEASES (Pitney Bowes) now recorded in postage.					
** Computer system upgrades.					

**GENERAL FUND****Mayor and Council**

<b>Account</b>	<b>Title</b>	<b>FY 15 Actual</b>	<b>FY 16 Budget</b>	<b>FY 16 Estimated</b>	<b>FY 17 Budget</b>
10-402-1101	SALARIES	\$19,000	\$19,200	\$19,200	\$19,200
10-402-1201	INDUSTRIAL INSURANCE	\$111	\$118	\$118	\$104
10-402-1203	FICA	\$1,454	\$1,469	\$1,469	\$1,469
10-402-1205	UNEMPLOYMENT	\$104	\$131	\$109	\$131
10-402-2404	UTILITIES	\$0	\$0	\$0	\$7,375
10-402-2700	TRAVEL AND TRAINING	\$2,215	\$3,000	\$3,270	\$3,500
10-402-2804	SUBSCRIPTIONS/MEMBERSHIPS	\$6,771	\$7,783	\$7,901	\$7,972
10-402-9690	MISC. EXPENSE	\$613	\$1,200	\$401	\$650
<b>Expenditure Total</b>		<b>\$30,268</b>	<b>\$32,901</b>	<b>\$32,468</b>	<b>\$40,401</b>



**GENERAL FUND**  
**Community Programs**

<b>Account</b>	<b>Title</b>	<b>FY 15 Actual</b>	<b>FY 16 Budget</b>	<b>FY 16 Estimated</b>	<b>FY 17 Budget</b>
10-403-2404	UTILITIES	\$13,720	\$15,000	\$15,356	\$15,500
10-403-2805	CONTRACT WITH CHAMBER	\$66,114	\$65,791	\$66,400	\$66,400
10-403-2809	ECONOMIC DEVELOPMENT	\$2,756	\$5,000	\$2,046	\$5,000
10-403-2813	TOURISM AGREEMENT	\$9,615	\$9,616	\$9,616	\$9,616
10-403-9692	WASA RECREATION CONTRACT	\$12,000	\$12,000	\$12,000	\$12,000
10-403-9850	REPAIR AND DEMOLITION FUND	\$0	\$10,000	\$0	\$10,000
<b>Expenditure Total</b>		<b>\$104,205</b>	<b>\$117,407</b>	<b>\$105,418</b>	<b>\$118,516</b>

**GENERAL FUND**

**Public Safety - Admin., Patrol, Investigations**

<b>Account</b>	<b>Title</b>	<b>FY 15 Actual</b>	<b>FY 16 Budget</b>	<b>FY 16 Estimated</b>	<b>FY 17 Budget</b>
10-421-1101	SALARIES	\$508,287	\$495,392	\$472,627	\$483,671
10-421-1105	OVERTIME	\$71,024	\$27,100	\$78,293	\$63,000
10-421-1201	INDUSTRIAL INSURANCE	\$54,241	\$54,152	\$52,916	\$50,955
10-421-1202	MEDICAL INSURANCE	\$71,727	\$70,668	\$64,637	\$79,719
10-421-1203	FICA	\$42,328	\$39,971	\$41,642	\$41,820
10-421-1204	ARS	\$6,781	\$3,971	\$4,247	\$4,085
10-421-1205	UNEMPLOYMENT	\$634	\$559	\$531	\$524
10-421-1206	PSPRS	\$194,074	\$271,595	\$282,593	\$248,489
10-421-1207	LIFE INSURANCE	\$1,324	\$2,286	\$2,069	\$2,286
10-421-1208	HEALTH REIMBURSEMENT ALLOWANCE	\$10,170	\$10,377	\$10,972	\$10,784
10-421-1209	BENEFITS FEES	\$4,676	\$4,710	\$3,947	\$4,711
10-421-2101	OFFICE SUPPLIES	\$6,509	\$6,000	\$5,685	\$6,000
10-421-2102	UNIFORMS	\$6,533	\$7,100	\$6,591	\$7,025
10-421-2106	BULLET PROOF VESTS	\$3,638	\$2,500	\$2,200	\$2,200
10-421-2107	PHOTOGRAPHIC SUPPLIES	\$356	\$500	\$560	\$550
10-421-2115	EQUIPMENT REPAIR/MAINTENANCE	\$2,395	\$1,410	\$1,773	\$1,750
10-421-2116	SMALL EQUIPMENT PURCHASES	\$2,570	\$3,250	\$3,130	\$3,250
10-421-2190	FINGERPRINT SUPPLIES	\$0	\$400	\$200	\$200
10-421-2402	TELEPHONE	\$3,023	\$3,000	\$2,527	\$2,500
10-421-2403	POSTAGE	\$1,197	\$1,150	\$705	\$1,150
10-421-2404	UTILITIES	\$20,936	\$24,000	\$24,000	\$24,000
10-421-2590	CONTRACT SERVICES	\$4,037	\$3,835	\$4,500	\$4,500
10-421-2601	FUEL AND OIL	\$19,623	\$19,000	\$18,930	\$20,300
10-421-2602	TIRES AND TUBES	\$2,795	\$3,100	\$1,143	\$1,800
10-421-2603	VEHICLE REPAIR/MAINTENANCE	\$8,925	\$9,500	\$6,906	\$7,000
10-421-2700	TRAVEL AND TRAINING	\$5,571	\$7,700	\$5,550	\$6,400
10-421-2702	MANDATORY/CERTIFICATION	\$275	\$275	\$275	\$275
10-421-2703	RECRUITMENT	\$1,039	\$1,000	\$1,596	\$1,000
10-421-2804	SUBSCRIPTIONS/MEMBERSHIPS	\$650	\$720	\$400	\$500
10-421-9201	GENERAL INSURANCE	\$11,472	\$20,733	\$20,494	\$10,343
10-421-9690	MISC. EXPENSE	\$1,870	\$2,000	\$1,900	\$1,860
10-421-9901	CAPITAL PURCHASES*	\$48,954	\$54,000	\$54,366	\$110,000
<b>Expenditure Total</b>		<b>\$1,117,634</b>	<b>\$1,151,954</b>	<b>\$1,177,902</b>	<b>\$1,202,647</b>
*Two vehicles = \$110,000					

**GENERAL FUND**  
**Public Safety - Communications**

Account	Title	FY 15 Actual	FY 16 Budget	FY 16 Estimated	FY 17 Budget
10-422-1101	SALARIES	\$154,977	\$163,253	\$171,214	\$190,070
10-422-1105	OVERTIME	\$11,751	\$10,000	\$9,000	\$9,000
10-422-1201	INDUSTRIAL INSURANCE	\$999	\$1,060	\$1,108	\$1,082
10-422-1202	MEDICAL INSURANCE	\$32,416	\$33,503	\$28,934	\$34,575
10-422-1203	FICA	\$12,305	\$13,254	\$13,642	\$15,229
10-422-1204	ARS	\$19,441	\$19,872	\$21,187	\$22,853
10-422-1205	UNEMPLOYMENT	\$274	\$286	\$286	\$286
10-422-1207	LIFE INSURANCE	\$615	\$701	\$617	\$701
10-422-1208	HEALTH REIMBURSEMENT ALLOWANCE	\$5,004	\$6,226	\$5,763	\$6,471
10-422-1209	BENEFITS FEES	\$2,345	\$2,395	\$2,153	\$2,395
10-422-2102	UNIFORMS	\$38	\$1,000	\$1,208	\$500
10-422-2115	EQUIPMENT REPAIR/MAINTENANCE	\$87	\$500	\$1,180	\$500
10-422-2116	SMALL EQUIPMENT PURCHASES	\$534	\$1,000	\$100	\$1,000
10-422-2402	TELEPHONE	\$8,687	\$5,400	\$8,089	\$8,200
10-422-2700	TRAVEL AND TRAINING	\$1,568	\$1,200	\$1,418	\$1,450
10-422-2702	MANDATORY/CERTIFICATION	\$43	\$100	\$43	\$100
10-422-2801	MAINTENANCE CONTRACTS	\$12,060	\$10,500	\$3,000	\$3,500
10-422-2804	SUBSCRIPTIONS/MEMBERSHIPS	\$92	\$100	\$207	\$207
10-422-9901	CAPITAL PURCHASES	\$1,425	\$2,700	\$2,419	\$0
<b>Expenditure Total</b>		<b>\$264,661</b>	<b>\$273,050</b>	<b>\$271,568</b>	<b>\$298,119</b>

**GENERAL FUND**  
**Public Safety - Animal Shelter**

Account	Title	FY 15 Actual	FY 16 Budget	FY 16 Estimated	FY 17 Budget
10-424-1101	SALARIES	\$42,750	\$40,439	\$47,910	\$49,633
10-424-1105	OVERTIME	\$53	\$1,500	\$1,044	\$1,200
10-424-1201	INDUSTRIAL INSURANCE	\$2,386	\$2,406	\$2,860	\$2,591
10-424-1202	MEDICAL INSURANCE	\$15,130	\$15,466	\$15,377	\$16,796
10-424-1203	FICA	\$2,849	\$3,208	\$3,492	\$3,889
10-424-1204	ARS	\$4,167	\$4,442	\$5,470	\$5,300
10-424-1205	UNEMPLOYMENT	\$126	\$95	\$95	\$95
10-424-1207	LIFE INSURANCE	\$234	\$234	\$234	\$234
10-424-1208	HEALTH REIMBURSEMENT ALLOWANCE	\$1,937	\$2,075	\$2,438	\$2,157
10-424-1209	BENEFITS FEES	\$878	\$926	\$847	\$926
10-424-2102	UNIFORMS	\$0	\$200	\$370	\$200
10-424-2106	FEED	\$4,425	\$5,000	\$5,000	\$5,000
10-424-2115	EQUIPMENT REPAIR/MAINTENANCE	\$482	\$500	\$280	\$500
10-424-2116	SMALL EQUIPMENT PURCHASES	\$672	\$1,400	\$1,242	\$1,000
10-424-2190	VETERINARIAN SUPPLIES	\$2,100	\$2,000	\$3,650	\$2,875
10-424-2404	UTILITIES	\$9,371	\$9,800	\$10,000	\$10,000
10-424-2590	CONTRACT SERVICES	\$2,401	\$1,800	\$6,000	\$4,200
10-424-2601	FUEL AND OIL	\$2,574	\$3,000	\$2,400	\$2,500
10-424-2602	TIRES AND TUBES	\$0	\$0	\$0	\$600
10-424-2603	VEHICLE REPAIR/MAINTENANCE	\$791	\$250	\$664	\$1,000
10-424-2700	TRAVEL AND TRAINING	\$275	\$400	\$661	\$450
10-424-2804	SUBSCRIPTIONS/MEMBERSHIPS	\$0	\$0	\$0	\$0
10-424-9601	ADVERTISING	\$405	\$405	\$1,865	\$1,200
10-424-9690	MISC. EXPENSE	\$725	\$800	\$1,000	\$875
<b>Expenditure Total</b>		<b>\$94,731</b>	<b>\$96,346</b>	<b>\$112,900</b>	<b>\$113,221</b>

**GENERAL FUND**

**Public Safety - Fire**

<b>Account</b>	<b>Title</b>	<b>FY 15 Actual</b>	<b>FY 16 Budget</b>	<b>FY 16 Estimated</b>	<b>FY 17 Budget</b>
10-427-1101	SALARIES	\$27,346	\$32,343	\$24,120	\$31,216
10-427-1201	INDUSTRIAL INSURANCE	\$609	\$2,883	\$547	\$2,883
10-427-1203	FICA	\$2,092	\$2,474	\$1,845	\$2,388
10-427-1204	ARS	\$0	\$1,617	\$0	\$0
10-427-1205	UNEMPLOYMENT	\$147	\$220	\$143	\$212
10-427-1211	PENSION	\$1,367	\$1,412	\$1,205	\$1,561
10-427-2101	OFFICE SUPPLIES	\$31	\$0	\$0	\$0
10-427-2102	UNIFORMS	\$776	\$776	\$0	\$1,000
10-427-2104	CLEANING & CHEMICAL	\$1,158	\$2,000	\$100	\$1,200
10-427-2110	BUILDING MAINTENANCE	\$774	\$4,000	\$600	\$4,000
10-427-2115	EQUIPMENT REPAIR/MAINTENANCE	\$5,533	\$4,000	\$4,000	\$4,000
10-427-2116	SMALL EQUIPMENT PURCHASES	\$5,137	\$4,000	\$800	\$4,000
10-427-2190	OTHER SUPPLIES AND MATERIALS	\$315	\$1,000	\$100	\$1,000
10-427-2402	TELEPHONE	\$7	\$0	\$0	\$0
10-427-2404	UTILITIES	\$0	\$0	\$0	\$10,000
10-427-2590	CONTRACT SERVICES	\$360	\$360	\$360	\$360
10-427-2601	FUEL AND OIL	\$1,571	\$2,500	\$2,500	\$2,500
10-427-2602	TIRES AND TUBES	\$1,641	\$2,000	\$1,800	\$2,000
10-427-2603	VEHICLE REPAIR/MAINTENANCE	\$2,971	\$3,000	\$2,000	\$2,300
10-427-2700	TRAVEL AND TRAINING	\$44	\$1,500	\$600	\$1,000
10-427-2702	MANDATORY/CERTIFICATION	\$0	\$50	\$50	\$50
10-427-2804	SUBSCRIPTIONS/MEMBERSHIPS	\$125	\$200	\$200	\$200
10-427-9201	GENERAL INSURANCE	\$6,782	\$6,345	\$7,283	\$7,300
10-427-9690	MISC. EXPENSE	\$434	\$500	\$400	\$500
10-427-9901	CAPITAL PURCHASES*	\$10,162	\$8,500	\$27,567	\$10,000
<b>Expenditure Total</b>		<b>\$69,380</b>	<b>\$81,680</b>	<b>\$76,220</b>	<b>\$89,670</b>

\*FY 17 - Replacement air tanks.

**GENERAL FUND**  
**Legal - Attorney, Court and Jail**

<b>Account</b>	<b>Title</b>	<b>FY 15 Actual</b>	<b>FY 16 Budget</b>	<b>FY 16 Estimated</b>	<b>FY 17 Budget</b>
10-443-1201	INDUSTRIAL INSURANCE	\$292	\$509	\$509	\$452
10-443-1203	FICA	\$4,654	\$6,751	\$6,752	\$6,752
10-443-1204	ARS	\$7,057	\$6,978	\$6,978	\$6,984
10-443-1205	UNEMPLOYMENT	\$46	\$95	\$95	\$95
10-443-1207	LIFE INSURANCE	\$97	\$117	\$117	\$117
10-443-2499	CITY ATTORNEY FEES	\$60,839	\$60,839	\$60,840	\$60,840
10-443-2501	ATTORNEY FEES	\$0	\$0	\$0	\$0
10-443-2593	CONSOLIDATED COURT AGREEMENT	\$87,494	\$87,494	\$87,494	\$11,993
10-443-2595	MAGISTRATE JUDGE CONTRACT	\$29,691	\$27,415	\$27,420	\$27,420
10-443-2700	TRAINING AND TRAVEL	\$600	\$600	\$600	\$850
<b>Expenditure Total</b>		<b>\$190,771</b>	<b>\$190,798</b>	<b>\$190,805</b>	<b>\$115,503</b>

**GENERAL FUND**

**Library**

<b>Account</b>	<b>Title</b>	<b>FY 15 Actual</b>	<b>FY 16 Budget</b>	<b>FY 16 Estimated</b>	<b>FY 17 Budget</b>
10-444-1101	SALARIES	\$137,080	\$138,275	\$139,275	\$142,004
10-444-1105	OVERTIME	\$0	\$0	\$89	\$0
10-444-1201	INDUSTRIAL INSURANCE	\$738	\$846	\$854	\$772
10-444-1202	MEDICAL INSURANCE	\$14,032	\$13,835	\$13,772	\$14,710
10-444-1203	FICA	\$10,097	\$10,578	\$10,681	\$10,863
10-444-1204	ARS	\$16,046	\$15,860	\$16,014	\$16,302
10-444-1205	UNEMPLOYMENT	\$250	\$238	\$326	\$238
10-444-1207	LIFE INSURANCE	\$351	\$351	\$351	\$351
10-444-1208	HEALTH REIMBURSEMENT ALLOWANCE	\$1,937	\$2,075	\$2,438	\$2,157
10-444-1209	BENEFITS FEES	\$957	\$926	\$926	\$926
10-444-2101	OFFICE SUPPLIES	\$2,363	\$3,000	\$1,500	\$3,000
10-444-2109	LIBRARY MATERIAL	\$6,297	\$9,000	\$7,000	\$9,000
10-444-2110	BUILDING MAINTENANCE	\$1,145	\$1,500	\$1,500	\$1,500
10-444-2112	REFERENCE MATERIALS	\$0	\$1,000	\$0	\$1,000
10-444-2115	EQUIPMENT REPAIR/MAINTENANCE	\$21	\$500	\$500	\$500
10-444-2116	SMALL EQUIPMENT PURCHASES	\$465	\$750	\$0	\$750
10-444-2190	OTHER SUPPLIES AND MATERIALS	\$194	\$250	\$300	\$250
10-444-2402	TELEPHONE	\$1,660	\$2,200	\$2,100	\$2,200
10-444-2403	POSTAGE	\$1,920	\$2,000	\$1,500	\$2,100
10-444-2404	UTILITIES	\$10,794	\$12,000	\$12,000	\$12,000
10-444-2590	CONTRACT SERVICES	\$340	\$0	\$0	\$0
10-444-2700	TRAVEL AND TRAINING	\$329	\$300	\$300	\$300
10-444-2801	MAINTENANCE CONTRACTS	\$3,286	\$2,200	\$2,200	\$2,200
10-444-2804	SUBSCRIPTIONS/MEMBERSHIPS	\$2,297	\$2,280	\$2,280	\$2,280
10-444-2806	PROGRAMMING	\$2,239	\$1,800	\$500	\$1,800
10-444-9201	GENERAL INSURANCE	\$5,621	\$5,259	\$6,230	\$6,230
10-444-9690	MISC. EXPENSE	\$5	\$300	\$320	\$300
10-444-9809	BUILDING IMPROVEMENTS	\$500	\$500	\$0	\$500
10-444-9901	CAPITAL PURCHASES*	\$0	\$500	\$0	\$5,200
<b>Expenditure Total</b>		<b>\$220,964</b>	<b>\$228,323</b>	<b>\$222,956</b>	<b>\$239,433</b>

\* FY 17 - Computers (4) - \$5,200.

**GENERAL FUND**  
**Public Works - Swimming Pool**

Account	Title	FY 15 Actual	FY 16 Budget	FY 16 Estimated	FY 17 Budget
10-445-1101	SALARIES	\$43,693	\$46,334	\$46,334	\$46,334
10-445-1105	OVERTIME	\$0	\$0	\$0	\$100
10-445-1201	INDUSTRIAL INSURANCE	\$3,917	\$4,277	\$4,277	\$3,800
10-445-1203	FICA	\$3,247	\$3,545	\$3,545	\$3,552
10-445-1205	UNEMPLOYMENT	\$143	\$303	\$302	\$302
10-445-2104	CLEANING & CHEMICAL	\$10,865	\$15,000	\$25,613	\$21,000
10-445-2113	PIPE AND FITTINGS	\$157	\$250	\$25	\$250
10-445-2115	EQUIPMENT REPAIR/MAINTENANCE	\$634	\$3,200	\$2,004	\$1,250
10-445-2116	SMALL EQUIPMENT PURCHASES	\$1,423	\$3,200	\$1,200	\$1,200
10-445-2190	OTHER SUPPLIES AND MATERIALS	\$836	\$500	\$150	\$500
10-445-2404	UTILITIES	\$35,806	\$38,000	\$38,000	\$38,000
10-445-2700	TRAVEL AND TRAINING	\$4,173	\$3,700	\$3,221	\$3,700
10-445-2703	DRUG TESTING	\$0	\$605	\$605	\$605
10-445-9201	GENERAL INSURANCE	\$5,655	\$5,291	\$5,046	\$5,046
10-445-9690	MISC. EXPENSE	-\$27	\$0	\$0	\$0
10-445-9905	CAPITAL PURCHASES	\$0	\$0	\$0	\$0
<b>Expenditure Total</b>		<b>\$110,522</b>	<b>\$124,205</b>	<b>\$130,322</b>	<b>\$125,639</b>



**GENERAL FUND**  
**Public Works - Administration**

<b>Account</b>	<b>Title</b>	<b>FY 15 Actual</b>	<b>FY 16 Budget</b>	<b>FY 16 Estimated</b>	<b>FY 17 Budget</b>
10-451-1101	SALARIES	\$97,360	\$20,946	\$14,491	\$14,000
10-451-1105	OVERTIME	\$0	\$1,000	\$0	\$0
10-451-1201	INDUSTRIAL INSURANCE	\$3,226	\$747	\$680	\$555
10-451-1202	MEDICAL INSURANCE	\$8,880	\$2,115	\$850	\$2,331
10-451-1203	FICA	\$7,359	\$1,679	\$2,217	\$1,071
10-451-1204	ARS	\$11,307	\$2,517	\$1,595	\$1,607
10-451-1205	UNEMPLOYMENT	\$93	\$21	\$21	\$10
10-451-1207	LIFE INSURANCE	\$234	\$53	\$36	\$23
10-451-1208	HEALTH REIMBURSEMENT ALLOWANCE	\$969	\$259	\$272	\$216
10-451-1209	BENEFITS FEES	\$439	\$116	\$93	\$93
10-451-2101	OFFICE SUPPLIES	\$291	\$500	\$614	\$500
10-451-2102	UNIFORMS	\$128	\$150	\$400	\$600
10-451-2115	EQUIPMENT REPAIR/MAINTENANCE*	\$136	\$200	\$322	\$200
10-451-2402	TELEPHONE	\$7,810	\$8,000	\$4,203	\$4,200
10-451-2404	UTILITIES	\$14,502	\$14,000	\$16,000	\$16,000
10-451-2590	CONTRACT SERVICES	\$4,368	\$3,300	\$2,521	\$3,300
10-451-2601	FUEL AND OIL	\$1,883	\$1,800	\$800	\$850
10-451-2602	TIRES AND TUBES	\$0	\$600	\$0	\$600
10-451-2603	VEHICLE REPAIR/MAINTENANCE	\$1,144	\$1,800	\$300	\$1,000
10-451-2700	TRAVEL AND TRAINING	\$283	\$300	\$36	\$300
10-451-9690	MISC. EXPENSE	\$4,900	\$1,200	\$406	\$400
<b>Expenditure Total</b>		<b>\$165,312</b>	<b>\$61,303</b>	<b>\$45,856</b>	<b>\$47,856</b>
* 10-451-2870 now recorded in 10-451-2115					

**GENERAL FUND**  
**Public Works - Cemetery**

Account	Title	FY 15 Actual	FY 16 Budget	FY 16 Estimated	FY 17 Budget
10-455-1101	SALARIES	\$17,186	\$21,218	\$22,715	\$24,211
10-455-1105	OVERTIME	\$245	\$400	\$1,000	\$400
10-455-1201	INDUSTRIAL INSURANCE	\$2,361	\$2,685	\$1,687	\$1,556
10-455-1202	MEDICAL INSURANCE	\$5,085	\$7,258	\$5,595	\$7,784
10-455-1203	FICA	\$1,642	\$1,654	\$1,814	\$1,883
10-455-1204	ARS	\$2,533	\$2,480	\$2,720	\$2,825
10-455-1205	UNEMPLOYMENT	\$94	\$48	\$48	\$48
10-455-1207	LIFE INSURANCE	\$97	\$117	\$117	\$117
10-455-1208	HEALTH REIMBURSEMENT ALLOWANCE	\$969	\$1,038	\$1,219	\$1,078
10-455-1209	BENEFITS FEES	\$199	\$463	\$463	\$463
10-455-2102	UNIFORMS	\$756	\$350	\$613	\$645
10-455-2113	PIPE AND FITTINGS	\$22	\$50	\$200	\$200
10-455-2115	EQUIPMENT REPAIR/MAINTENANCE	\$220	\$50	\$561	\$400
10-455-2116	SMALL EQUIPMENT PURCHASES	\$458	\$450	\$100	\$450
10-455-2120	GROUNDS MAINTENANCE	\$333	\$350	\$0	\$350
10-455-2404	UTILITIES	\$1,957	\$1,900	\$1,700	\$1,800
10-455-2602	TIRES AND TUBES	\$0	\$550	\$0	\$550
10-455-2603	VEHICLE REPAIR/MAINTENANCE	\$243	\$500	\$554	\$500
10-455-2802	FORT GRANT CONTRACT	\$2,035	\$2,500	\$2,000	\$2,100
10-455-9690	MISC. EXPENSE	\$3,273	\$1,400	\$100	\$1,400
10-455-9902	CAPITAL IMPROVEMENT	\$38,528	\$0	\$0	\$0
<b>Expenditure Total</b>		<b>\$78,234</b>	<b>\$45,461</b>	<b>\$43,206</b>	<b>\$48,760</b>

**GENERAL FUND**  
**Public Works - Vehicle Maintenance**

Account	Title	FY 15 Actual	FY 16 Budget	FY 16 Estimated	FY 17 Budget
10-456-1101	SALARIES	\$73,212	\$17,768	\$10,639	\$7,883
10-456-1105	OVERTIME	\$0	\$200	\$0	\$200
10-456-1201	INDUSTRIAL INSURANCE	\$5,056	\$1,278	\$620	\$511
10-456-1202	MEDICAL INSURANCE	\$12,532	\$3,084	\$1,867	\$1,946
10-456-1203	FICA	\$5,366	\$1,375	\$937	\$618
10-456-1204	ARS	\$8,249	\$2,061	\$1,050	\$928
10-456-1205	UNEMPLOYMENT	\$94	\$24	\$12	\$12
10-456-1207	LIFE INSURANCE	\$234	\$58	\$34	\$29
10-456-1208	HEALTH REIMBURSEMENT ALLOWANCE	\$1,937	\$519	\$305	\$270
10-456-1209	BENEFITS FEES	\$878	\$232	\$116	\$116
10-456-2102	UNIFORMS	\$2,424	\$2,000	\$1,850	\$2,000
10-456-2111	SHOP SUPPLIES	\$1,417	\$2,000	\$1,600	\$1,600
10-456-2115	EQUIPMENT REPAIR/MAINTENANCE	\$584	\$500	\$605	\$600
10-456-2116	SMALL EQUIPMENT PURCHASES	\$405	\$1,000	\$1,200	\$1,200
10-456-2601	FUEL AND OIL	\$279	\$500	\$750	\$750
10-456-2602	TIRES AND TUBES	\$0	\$100	\$0	\$100
10-456-2603	VEHICLE REPAIR/MAINTENANCE	\$20	\$200	\$291	\$200
10-456-2700	TRAVEL AND TRAINING	\$0	\$300	\$0	\$0
10-456-9690	MISC. EXPENSE	\$452	\$300	\$450	\$450
<b>Expenditure Total</b>		<b>\$113,140</b>	<b>\$33,499</b>	<b>\$22,325</b>	<b>\$19,413</b>

**GENERAL FUND**  
**Development Services**

Account	Title	FY 15 Actual	FY 16 Budget	FY 16 Estimated	FY 17 Budget
10-460-1101	SALARIES	\$72,119	\$70,054	\$72,759	\$63,298
10-460-1201	INDUSTRIAL INSURANCE	\$2,083	\$2,084	\$2,090	\$1,969
10-460-1202	MEDICAL INSURANCE	\$12,902	\$13,285	\$13,215	\$7,680
10-460-1203	FICA	\$5,295	\$5,359	\$5,428	\$4,842
10-460-1204	ARS	\$8,126	\$8,035	\$8,138	\$7,267
10-460-1205	UNEMPLOYMENT	\$94	\$95	\$95	\$95
10-460-1207	LIFE INSURANCE	\$214	\$234	\$234	\$146
10-460-1208	HEALTH REIMBURSEMENT ALLOWANCE	\$1,937	\$2,075	\$2,438	\$1,348
10-460-1209	BENEFITS FEES	\$878	\$926	\$768	\$579
10-460-2101	OFFICE SUPPLIES	\$1,350	\$1,600	\$900	\$900
10-460-2116	SAFETY EQUIPMENT PURCHASES	\$1,247	\$1,400	\$450	\$800
10-460-2190	OTHER SUPPLIES AND MATERIALS	\$674	\$600	\$675	\$675
10-460-2402	TELEPHONE	\$895	\$775	\$1,150	\$1,150
10-460-2403	POSTAGE	\$1,229	\$1,100	\$600	\$900
10-460-2404	UTILITIES**	\$8,052	\$7,800	\$9,138	\$1,525
10-460-2590	CONTRACT SERVICES	\$23,013	\$10,000	\$384	\$400
10-460-2601	FUEL AND OIL	\$1,221	\$1,400	\$1,270	\$1,350
10-460-2602	TIRES AND TUBES	\$0	\$0	\$0	\$0
10-460-2603	VEHICLE REPAIR/MAINTENANCE	\$14	\$500	\$515	\$250
10-460-2700	TRAVEL AND TRAINING	\$1,525	\$800	\$851	\$850
10-460-2702	MANDATORY CERTIFICATION	\$100	\$100	\$115	\$115
10-460-9690	MISC. EXPENSE	\$451	\$525	\$145	\$325
10-460-9870	ABATEMENT EXPENSE	\$0	\$125	\$100	\$125
10-460-9901	CAPITAL PURCHASES*	\$0	\$0	\$0	\$1,300
<b>Expenditure Total</b>		<b>\$143,419</b>	<b>\$128,872</b>	<b>\$121,458</b>	<b>\$97,889</b>
*One computer.					

**GENERAL FUND**

**Public Works - Buildings, Grounds, Parks**

<b>Account</b>	<b>Title</b>	<b>FY 15 Actual</b>	<b>FY 16 Budget</b>	<b>FY 16 Estimated</b>	<b>FY 17 Budget</b>
10-462-1101	SALARIES	\$117,527	\$94,206	\$99,316	\$104,415
10-462-1105	OVERTIME	\$1,350	\$750	\$2,550	\$1,950
10-462-1201	INDUSTRIAL INSURANCE	\$9,253	\$7,889	\$8,471	\$8,725
10-462-1202	MEDICAL INSURANCE	\$28,538	\$25,620	\$23,325	\$25,291
10-462-1203	FICA	\$8,468	\$7,264	\$7,792	\$8,137
10-462-1204	ARS	\$13,052	\$10,891	\$11,685	\$12,210
10-462-1205	UNEMPLOYMENT	\$256	\$191	\$191	\$192
10-462-1207	LIFE INSURANCE	\$460	\$468	\$468	\$468
10-462-1208	HEALTH REIMBURSEMENT ALLOWANCE	\$4,270	\$4,151	\$4,765	\$4,312
10-462-1209	BENEFITS FEES	\$2,163	\$1,853	\$1,853	\$1,852
10-462-2102	UNIFORMS	\$2,791	\$2,725	\$2,025	\$2,575
10-462-2103	AGRICULTURAL	\$278	\$4,500	\$4,500	\$750
10-462-2104	CLEANING & CHEMICAL	\$17,939	\$16,000	\$14,788	\$14,438
10-462-2105	PEST CONTROL	\$981	\$700	\$700	\$700
10-462-2110	BUILDING MAINTENANCE	\$21,321	\$14,500	\$13,265	\$14,500
10-462-2113	PIPE AND FITTINGS	\$568	\$2,200	\$300	\$2,200
10-462-2115	EQUIPMENT REPAIR/MAINTENANCE	\$5,001	\$4,300	\$9,728	\$5,000
10-462-2116	SMALL EQUIPMENT PURCHASES	\$11,656	\$16,000	\$10,075	\$10,000
10-462-2120	PARK MAINTENANCE	\$5,904	\$10,000	\$2,296	\$4,000
10-462-2190	OTHER SUPPLIES AND MATERIALS	\$5,838	\$4,557	\$2,800	\$4,557
10-462-2402	TELEPHONE	\$73	\$54	\$54	\$54
10-462-2404	UTILITIES	\$95,737	\$90,729	\$92,133	\$96,000
10-462-2405	CELL PHONE/PAGING SERVICES	\$2,494	\$2,250	\$2,005	\$2,250
10-462-2590	CONTRACT SERVICES	\$5,315	\$7,000	\$5,400	\$5,900
10-462-2601	FUEL AND OIL	\$9,505	\$9,500	\$8,086	\$9,100
10-462-2602	TIRES AND TUBES	\$23	\$1,500	\$351	\$1,000
10-462-2603	VEHICLE REPAIR/MAINTENANCE	\$4,050	\$5,775	\$7,126	\$5,775
10-462-2700	TRAVEL AND TRAINING	\$746	\$703	\$828	\$800
10-462-2802	FORT GRANT CONTRACT	\$4,064	\$4,500	\$3,600	\$4,100
10-462-9201	GENERAL INSURANCE	\$31,247	\$29,233	\$33,400	\$28,762
10-462-9690	MISC. EXPENSE	\$4,307	\$4,500	\$3,300	\$3,300
10-462-9734	TRANSFER OUT - FIREWORKS	\$0	\$4,100	\$4,100	\$4,100
10-462-9901	CAPITAL PURCHASES*	\$0	\$12,000	\$10,616	\$50,000
<b>Expenditure Total</b>		<b>\$415,176</b>	<b>\$400,609</b>	<b>\$391,892</b>	<b>\$437,413</b>

\*FY 17 - Ten new bleachers for baseball fields.

**GENERAL FUND**  
**Public Works - Golf Course**

Account	Title	FY 15 Actual	FY 16 Budget	FY 16 Estimated	FY 17 Budget
10-463-1101	SALARIES	\$71,728	\$74,732	\$77,726	\$80,719
10-463-1105	OVERTIME	\$1,451	\$1,300	\$0	\$500
10-463-1201	INDUSTRIAL INSURANCE	\$3,574	\$3,878	\$3,964	\$3,680
10-463-1202	MEDICAL INSURANCE	\$3,629	\$3,000	\$3,000	\$3,000
10-463-1203	FICA	\$5,340	\$5,816	\$5,946	\$6,213
10-463-1204	ARS	\$5,221	\$5,016	\$5,211	\$5,616
10-463-1205	UNEMPLOYMENT	\$253	\$286	\$286	\$286
10-463-1207	LIFE INSURANCE	\$233	\$234	\$234	\$234
10-463-1208	HEALTH REIMBURSEMENT ALLOWANCE	\$284	\$0	\$0	\$0
10-463-1209	BENEFITS FEES	\$190	\$79	\$158	\$158
10-463-2101	LIQUOR LIABILITY INSURANCE	\$1,779	\$1,450	\$1,450	\$1,450
10-463-2102	UNIFORMS	\$1,066	\$775	\$675	\$675
10-463-2103	AGRICULTURAL	\$16,900	\$16,200	\$15,515	\$16,200
10-463-2104	CLEANING & CHEMICAL	\$1,069	\$1,000	\$1,600	\$1,600
10-463-2105	PEST CONTROL	\$498	\$375	\$480	\$480
10-463-2113	PIPE AND FITTINGS	\$8,194	\$5,000	\$4,500	\$4,500
10-463-2115	EQUIPMENT REPAIR/MAINTENANCE	\$7,820	\$4,500	\$5,400	\$5,400
10-463-2190	OTHER SUPPLIES AND MATERIALS	\$2,973	\$2,000	\$3,000	\$3,000
10-463-2402	TELEPHONE/INTERNET	\$2,327	\$3,350	\$3,854	\$3,854
10-463-2404	UTILITIES	\$9,666	\$8,750	\$10,390	\$10,500
10-463-2590	CONTRACT SERVICES	\$4,674	\$4,500	\$5,000	\$5,000
10-463-2601	FUEL AND OIL	\$2,327	\$2,500	\$2,175	\$2,300
10-463-2602	TIRES AND TUBES	\$934	\$700	\$800	\$850
10-463-2603	VEHICLE REPAIR & MAINTENANCE	\$17,762	\$12,000	\$26,400	\$21,500
10-463-2700	TRAVEL & TRAINING	\$317	\$450	\$200	\$300
10-463-2703	DRUG TESTING	\$0	\$450	\$0	\$450
10-463-2802	FORT GRANT CONTRACT	\$2,041	\$2,500	\$1,800	\$2,100
10-463-9301	LIQUOR PURCHASES	\$18,253	\$14,000	\$18,300	\$18,500
10-463-9401	FOOD & BEVERAGE PURCHASES	\$9,200	\$9,096	\$10,000	\$10,000
10-463-9501	PRO SHOP MERCHANDISE	\$9,022	\$9,000	\$9,000	\$9,100
10-463-9601	ADVERTISING	\$904	\$1,000	\$500	\$1,000
10-463-9690	MISC. EXPENSE	\$8,687	\$4,000	\$3,000	\$4,000
10-463-9691	OVER/SHORT - GOLF COURSE	\$271	\$250	\$0	\$250
10-463-9901	CAPITAL PURCHASES*	\$0	\$30,000	\$54,364	\$22,000
<b>Expenditure Total</b>		<b>\$218,586</b>	<b>\$228,187</b>	<b>\$274,928</b>	<b>\$245,415</b>

\*FY 17 - Fairway mower.

## HIGHWAY USER FUND

### Streets

	Account	Title	FY 15 Actual	FY 16 Budget	FY 16 Estimated	FY 17 Budget
<b>Revenue</b>						
	15-33-70000	HIGHWAY USER	\$265,726	\$288,316	\$274,900	\$273,314
	15-38-20000	FUND BALANCE	\$1,000	\$0	\$0	\$28,004
	15-39-71100	CITY SALES TAX - 1%	\$678,413	\$714,797	\$705,013	\$682,504
	15-39-90100	INTEREST INCOME	\$3,967	\$5,700	\$5,025	\$4,772
	15-39-91100	SALE OF CITY OWNED ASSETS	\$10,000	\$0	\$0	\$0
		<b>Revenue Total</b>	<b>\$959,106</b>	<b>\$1,008,813</b>	<b>\$984,938</b>	<b>\$988,594</b>
<b>Expense</b>						
	15-451-1101	SALARIES	\$162,615	\$175,798	\$182,290	\$191,029
	15-451-1105	OVERTIME	\$1,093	\$2,500	\$400	\$500
	15-451-1201	INDUSTRIAL INSURANCE	\$31,052	\$37,679	\$38,608	\$36,069
	15-451-1202	MEDICAL INSURANCE	\$35,212	\$35,628	\$38,940	\$42,849
	15-451-1203	FICA	\$12,225	\$13,640	\$13,976	\$14,652
	15-451-1204	ARS	\$18,607	\$20,451	\$20,955	\$21,988
	15-451-1205	UNEMPLOYMENT	\$269	\$295	\$295	\$295
	15-451-1207	LIFE INSURANCE	\$547	\$725	\$725	\$725
	15-451-1208	HEALTH REIMBURSEMENT ALLOWANCE	\$4,843	\$5,189	\$6,118	\$5,608
	15-451-1209	BENEFITS FEES	\$2,298	\$2,395	\$2,488	\$2,488
		<b>Total</b>	<b>\$268,761</b>	<b>\$294,300</b>	<b>\$304,795</b>	<b>\$316,203</b>
	15-452-2102	UNIFORMS	\$3,122	\$2,600	\$1,800	\$2,600
	15-452-2115	EQUIPMENT REPAIR/MAINTENANCE	\$17,500	\$15,000	\$15,000	\$15,000
	15-452-2116	SMALL EQUIPMENT PURCHASES	\$5,913	\$6,000	\$5,000	\$6,000
	15-452-2117	STREET PRESERVATION	\$66,128	\$130,000	\$112,822	\$115,000
	15-452-2120	STREET PATCHING	\$42,726	\$40,000	\$40,000	\$40,000
	15-452-2125	STREET SIGN MAINTENANCE	\$11,024	\$10,000	\$10,250	\$10,250
	15-452-2190	OTHER SUPPLIES AND MATERIALS	\$2,693	\$3,000	\$3,345	\$3,000
	15-452-2402	TELEPHONE	\$2,048	\$1,600	\$1,600	\$1,600
	15-452-2404	UTILITIES	\$73,063	\$72,000	\$72,000	\$72,000
	15-452-2590	CONTRACT SERVICES	\$1,564	\$1,800	\$1,800	\$1,800
	15-452-2601	FUEL AND OIL	\$13,912	\$20,000	\$10,000	\$11,000
	15-452-2602	TIRES AND TUBES	\$595	\$3,000	\$3,600	\$5,050
	15-452-2603	VEHICLE REPAIR/MAINTENANCE	\$3,705	\$8,000	\$275	\$2,000
	15-452-2700	TRAVEL AND TRAINING	\$263	\$300	\$354	\$375
	15-452-2801	MAINTENANCE CONTRACTS	\$0	\$1,500	\$0	\$1,500
	15-452-2802	FORT GRANT CONTRACT	\$2,035	\$2,400	\$1,800	\$2,000
	15-452-2870	EQUIPMENT LEASES	\$0	\$0	\$0	\$0
	15-452-2875	IN-KIND EQUIPMENT	-\$2,268	\$0	\$0	\$0
	15-452-9201	GENERAL INSURANCE	\$16,924	\$15,834	\$14,770	\$13,584
	15-452-9603	CONTINGENCY	\$0	\$25,000	\$0	\$25,000
	15-452-9690	MISC. EXPENSE	\$1,709	\$2,000	\$2,000	\$2,000
		<b>Total</b>	<b>\$262,659</b>	<b>\$360,034</b>	<b>\$296,416</b>	<b>\$329,759</b>
	15-453-9897	PRINCIPAL	\$349,506	\$235,000	\$235,000	\$280,000
	15-453-9898	INTEREST AND FISCAL CHARGES	\$88,064	\$74,614	\$73,514	\$26,633
	15-459-9901	CAPITAL PURCHASES*	\$173,277	\$24,000	\$22,000	\$36,000
		<b>Total</b>	<b>\$610,848</b>	<b>\$333,614</b>	<b>\$330,514</b>	<b>\$342,633</b>
		<b>Expenditure Total</b>	<b>\$1,142,267</b>	<b>\$987,948</b>	<b>\$931,725</b>	<b>\$988,594</b>
		<b>Net</b>	<b>-\$183,161</b>	<b>\$20,865</b>	<b>\$53,213</b>	<b>\$0</b>

\*FY 17 - New dump truck = \$36,000.

**SPECIAL REVENUE GRANTS**

	<b>Account</b>	<b>Title</b>	<b>FY 15 Actual</b>	<b>FY 16 Budget</b>	<b>FY 16 Estimated</b>	<b>FY 17 Budget</b>
<b>Revenue</b>						
	16-33-40110	VICTIM RIGHTS	\$8,438	\$1,010	\$10,098	\$10,100
	16-33-40140	HERITAGE FUND	\$300	\$0	\$0	\$0
	16-33-40243	CDBG	\$34,887	\$214,600	\$147,600	\$0
	16-33-40927	GOV OFFICE HIGHWAY SAFETY	\$0	\$0	\$3,019	\$0
	16-33-40935	LIBRARY GRANTS	\$7,019	\$0	\$6,710	\$0
	16-33-40956	FIRE DEPARTMENT	\$0	\$500,000	\$25,000	\$700,000
	16-33-40942	FILL THE GAP	\$119	\$125	\$83	\$125
	16-33-40963	CONTINGENCY	\$0	\$100,000	\$0	\$100,000
		<b>Total</b>	<b>\$50,764</b>	<b>\$815,735</b>	<b>\$192,510</b>	<b>\$810,225</b>
	16-38-75500	TRANSFERS/FINANCING	\$0	\$0	\$0	\$0
	16-38-80000	FUND BALANCE	\$0	\$0	\$0	\$0
	16-39-90100	INTEREST	\$0	\$0	\$0	\$0
		<b>Total</b>	<b>\$0</b>	<b>\$0</b>	<b>\$0</b>	<b>\$0</b>
		<b>Revenue Total</b>	<b>\$50,764</b>	<b>\$815,735</b>	<b>\$192,510</b>	<b>\$810,225</b>
<b>Expenses</b>						
	16-474-9690	MISC EXPENSE	\$0	\$0	\$0	\$0
	16-474-9841	VICTIM RIGHTS	\$8,438	\$1,010	\$10,098	\$10,100
	16-474-9844	HERITAGE FUND	\$300	\$0	\$0	\$0
	16-474-9854	CDBG	\$34,887	\$214,600	\$147,600	\$0
	16-474-9867	LIBRARY GRANTS	\$7,019	\$0	\$6,710	\$0
	16-474-9868	GOV OFFICE HIGHWAY SAFETY	\$0	\$0	\$3,019	\$0
	16-474-9942	FILL THE GAP	\$119	\$125	\$83	\$125
	16-474-9956	FIRE DEPARTMENT	\$0	\$500,000	\$25,000	\$700,000
	16-474-9963	CONTINGENCY	\$0	\$100,000	\$0	\$100,000
		<b>Expenditure Total</b>	<b>\$50,764</b>	<b>\$815,735</b>	<b>\$192,510</b>	<b>\$810,225</b>
		<b>Net</b>	<b>\$0</b>	<b>\$0</b>	<b>\$0</b>	<b>\$0</b>



**SPECIAL REVENUE FUND**

	Account	Title	FY 15 Actual	FY 16 Budget	FY 16 Estimated	FY 17 Budget
<b>Revenue</b>						
	17-33-40100	FIREWORKS - DONATIONS	\$3,823	\$4,800	\$4,000	\$4,100
	17-33-40150	RICO	\$0	\$0	\$0	\$0
	17-33-40200	GOLF COURSE	\$3,913	\$2,000	\$1,716	\$1,000
	17-33-40205	FIREFIGHTER SAFETY	\$369	\$370	\$0	\$0
	17-33-40300	LIBRARY	\$1,170	\$1,000	\$1,764	\$1,200
	17-33-40350	LITTLE LEAGUE	\$0	\$0	\$0	\$0
	17-33-40400	RAILROAD	\$0	\$0	\$0	\$0
	17-33-40600	POLICE CONTRIBUTION	\$810	\$810	\$97	\$100
	17-33-40700	HUMANE SHELTER	\$2,191	\$1,800	\$4,100	\$2,200
	17-33-40850	STONEGARDEN	\$28,479	\$0	\$0	\$0
	17-33-40900	WILD LAND	\$5,275	\$800	\$8,193	\$5,300
	17-33-40939	SKATE PARK	\$0	\$0	\$10,000	\$10,000
	17-33-40960	WAREHOUSE/STREETS (FEMA)	\$12,711	\$9,613	\$9,336	\$0
	17-33-41000	CENTENNIAL	\$4,457	\$1,499	\$986	\$0
		<b>Total</b>	<b>\$63,197</b>	<b>\$22,692</b>	<b>\$40,192</b>	<b>\$23,900</b>
	17-38-71080	FIREWORKS - CITY	\$3,300	\$4,100	\$4,100	\$4,100
	17-38-75500	TRANSFERS IN	\$4,493	\$0	\$0	\$0
	17-38-80000	FUND BALANCE	\$0	\$59,037	\$29,385	\$26,177
		<b>Total</b>	<b>\$7,793</b>	<b>\$63,137</b>	<b>\$33,485</b>	<b>\$30,277</b>
	17-39-54000	RECYCLING	\$780	\$117	\$0	\$0
		<b>Total</b>	<b>\$780</b>	<b>\$117</b>	<b>\$0</b>	<b>\$0</b>
		<b>Revenue Total</b>	<b>\$71,771</b>	<b>\$85,946</b>	<b>\$73,677</b>	<b>\$54,177</b>
<b>Expense</b>						
	17-439-1080	FIREWORKS	\$7,904	\$9,017	\$8,100	\$8,200
	17-439-1090	FIREFIGHTER SAFETY	\$323	\$739	\$0	\$46
	17-439-1200	GOLF COURSE	\$3,913	\$2,737	\$1,716	\$1,000
	17-439-1350	LITTLE LEAGUE	\$0	\$0	\$0	\$0
	17-439-1400	RAILROAD	\$16,986	\$52,316	\$26,131	\$26,131
	17-439-1939	SKATE PARK	\$0	\$815	\$13,677	\$10,000
	17-439-1950	RAILROAD AVE ENHANCEMENTS	\$0	\$0	\$0	\$0
	17-439-5010	LIBRARY	\$497	\$3,760	\$1,400	\$1,200
	17-439-5600	POLICE	\$215	\$1,926	\$37	\$100
	17-439-5700	HUMANE SHELTER	\$2,508	\$5,118	\$4,100	\$2,200
	17-439-6000	WILD LAND	\$457	\$8,951	\$8,193	\$5,300
	17-439-8000	STONE GARDEN	\$28,479	\$0	\$0	\$0
	17-439-9000	CENTENNIAL	\$4,457	\$0	\$986	\$0
	17-439-9845	RICO	\$0	\$568	\$0	\$0
	17-439-9860	WAREHOUSE	\$12,711	\$0	\$9,336	\$0
		<b>Total</b>	<b>\$78,450</b>	<b>\$85,946</b>	<b>\$73,676</b>	<b>\$54,177</b>
		<b>Expenditure Total</b>	<b>\$78,450</b>	<b>\$85,946</b>	<b>\$73,676</b>	<b>\$54,177</b>
		<b>Net</b>	<b>-\$6,679</b>	<b>\$0</b>	<b>\$0</b>	<b>\$0</b>

**DEBT SERVICE FUND**

	<b>Account</b>	<b>Title</b>	<b>FY 15 Actual</b>	<b>FY 16 Budget</b>	<b>FY 16 Estimated</b>	<b>FY 17 Budget</b>
<b>Revenue</b>						
	20-31-61000	SECONDARY TAX LEVY	\$160,254	\$158,624	\$158,624	\$159,001
		<b>Total</b>	<b>\$160,254</b>	<b>\$158,624</b>	<b>\$158,624</b>	<b>\$159,001</b>
	20-38-75300	PRORATA WATER REVENUE	\$0	\$0	\$0	\$0
		<b>Total</b>	<b>\$0</b>	<b>\$0</b>	<b>\$0</b>	<b>\$0</b>
		<b>Revenue Total</b>	<b>\$160,254</b>	<b>\$158,624</b>	<b>\$158,624</b>	<b>\$159,001</b>
<b>Expenses</b>						
	20-406-9612	ALLOWANCE UNCOLLECTABLE TAX - 3%	\$0	\$3,900	\$3,636	\$4,578
	20-406-9897	PRINCIPAL	\$125,000	\$130,000	\$130,000	\$135,000
	20-406-9898	INTEREST (DEBT SERVICE)	\$28,806	\$24,724	\$24,988	\$19,423
		<b>Expenditure Total</b>	<b>\$153,806</b>	<b>\$158,624</b>	<b>\$158,624</b>	<b>\$159,001</b>
		<b>Net</b>	<b>\$6,449</b>	<b>\$0</b>	<b>\$0</b>	<b>\$0</b>

**REPAIR AND DEMOLITION FUND**

	<b>Account</b>	<b>Title</b>	<b>FY 15 Actual</b>	<b>FY 16 Budget</b>	<b>FY 16 Estimated</b>	<b>FY 17 Budget</b>
<b>Revenue</b>	22-38-71800	Repair and Demolition*	\$0	\$10,000	\$0	\$10,000
		<b>Revenue Total</b>	<b>\$0</b>	<b>\$10,000</b>	<b>\$0</b>	<b>\$10,000</b>
<b>Expense</b>	22-447-1800	Repair and Demolition	\$0	\$10,000	\$0	\$10,000
		<b>Expenditure Total</b>	<b>\$0</b>	<b>\$10,000</b>	<b>\$0</b>	<b>\$10,000</b>
		<b>Net</b>	<b>\$0</b>	<b>\$0</b>	<b>\$0</b>	<b>\$0</b>
*FY15 & FY16 - Funds transfer in from "Community Programs."						

**UTILITIES**

**Gas Fund**

	<b>Account</b>	<b>Title</b>	<b>FY 15 Actual</b>	<b>FY 16 Budget</b>	<b>FY 16 Estimated</b>	<b>FY 17 Budget</b>
<b>Revenue</b>						
	50-34-10100	GAS	\$718,983	\$766,497	\$711,793	\$704,675
	50-34-90200	PENALTY	\$6,027	\$6,600	\$5,506	\$5,027
	50-34-90300	CONNECTION	\$21,925	\$6,400	\$8,317	\$8,239
		<b>Total</b>	<b>\$746,936</b>	<b>\$779,497</b>	<b>\$725,616</b>	<b>\$717,941</b>
	50-37-90100	INTEREST	\$6,587	\$10,000	\$12,357	\$12,233
	50-37-93500	MUNIGAS DISCOUNT	\$22,945	\$22,747	\$20,628	\$20,422
	50-37-95000	MISCELLANEOUS RECEIPTS	\$1,610	\$1,756	\$0	\$0
		<b>Total</b>	<b>\$31,142</b>	<b>\$34,503</b>	<b>\$32,985</b>	<b>\$32,655</b>
	50-39-99800	FUND BALANCE APPROPRIATION	\$0	\$55,910	\$3,726	\$12,524
		<b>Total</b>	<b>\$0</b>	<b>\$55,910</b>	<b>\$3,726</b>	<b>\$12,524</b>
		<b>Revenue Total</b>	<b>\$778,078</b>	<b>\$869,910</b>	<b>\$762,327</b>	<b>\$763,120</b>

Expense						
	50-450-1050	GAS PURCHASE	\$247,836	\$274,056	\$210,165	\$208,063
		<b>Total</b>	<b>\$247,836</b>	<b>\$274,056</b>	<b>\$210,165</b>	<b>\$208,063</b>
	50-451-1101	SALARIES	\$91,197	\$124,616	\$119,260	\$114,900
	50-451-1105	OVERTIME	\$4,441	\$5,000	\$4,200	\$5,000
	50-451-1201	INDUSTRIAL INSURANCE	\$6,420	\$8,075	\$8,138	\$6,925
	50-451-1202	MEDICAL INSURANCE	\$21,288	\$26,973	\$25,638	\$27,627
	50-451-1203	FICA	\$6,783	\$9,916	\$8,936	\$9,172
	50-451-1204	ARS	\$14,400	\$14,867	\$13,934	\$13,765
	50-451-1205	UNEMPLOYMENT	\$139	\$188	\$164	\$164
	50-451-1207	LIFE INSURANCE	\$321	\$462	\$403	\$403
	50-451-1208	HEALTH REIMBURSEMENT ALLOWANCE	\$2,825	\$3,113	\$4,234	\$3,721
	50-451-1209	BENEFITS FEES	\$1,278	\$1,390	\$1,492	\$1,598
		<b>Total</b>	<b>\$149,091</b>	<b>\$194,600</b>	<b>\$186,399</b>	<b>\$183,275</b>
	50-452-2102	UNIFORMS	\$1,657	\$1,500	\$1,100	\$1,500
	50-452-2111	SHOP SUPPLIES	\$1,590	\$2,000	\$1,033	\$1,800
	50-452-2113	PIPE AND FITTINGS	\$11,080	\$10,000	\$10,000	\$10,000
	50-452-2115	EQUIPMENT REPAIR/MAINTENANCE	\$3,731	\$6,800	\$6,800	\$6,800
	50-452-2116	SMALL EQUIPMENT PURCHASES	\$15,110	\$8,300	\$9,500	\$8,300
	50-452-2190	OTHER SUPPLIES AND MATERIALS	\$4,047	\$2,600	\$2,651	\$2,600
	50-452-2402	TELEPHONE	\$1,212	\$700	\$2,930	\$3,000
	50-452-2403	POSTAGE	\$503	\$450	\$561	\$575
	50-452-2404	UTILITIES	\$2,269	\$2,800	\$2,000	\$2,300
	50-452-2590	CONTRACT SERVICES	\$2,564	\$10,150	\$10,150	\$10,150
	50-452-2601	FUEL AND OIL	\$7,158	\$8,000	\$5,431	\$6,000
	50-452-2602	TIRES AND TUBES	\$2,414	\$2,000	\$2,000	\$2,000
	50-452-2603	VEHICLE REPAIR/MAINTENANCE	\$3,071	\$3,200	\$2,000	\$3,200
	50-452-2700	TRAVEL AND TRAINING	\$2,009	\$2,600	\$3,900	\$2,600
	50-452-2702	MANDATORY/CERTIFICATION	\$4,705	\$3,200	\$0	\$3,200
	50-452-2703	DRUG TESTING	\$1,087	\$1,000	\$1,000	\$1,000
	50-452-2802	FORT GRANT CONTRACT	\$2,035	\$1,850	\$1,850	\$1,850
	50-452-2804	SUBSCRIPTIONS/MEMBERSHIPS	\$1,396	\$1,400	\$1,400	\$1,400
	50-452-2810	BLUE STAKE	\$425	\$425	\$425	\$425
	50-452-2851	STATE LAND PAYMENTS	\$500	\$0	\$0	\$0
	50-452-2870	EQUIPMENT LEASES	\$0	\$2,000	\$0	\$2,000
	50-452-9201	GENERAL INSURANCE	\$26,932	\$25,196	\$23,847	\$27,000
	50-452-9601	ADVERTISING	\$2,778	\$3,000	\$1,520	\$3,000
	50-452-9603	CONTINGENCY	\$0	\$20,000	\$0	\$20,000
	50-452-9690	MISC.	\$2,819	\$3,000	\$3,000	\$3,000
	50-452-9802	LEAKAGE SURVEY	\$0	\$0	\$0	\$0
	50-452-9803	CATHODIC PROTECTION	\$1,076	\$1,200	\$1,085	\$1,200
		<b>Total</b>	<b>\$102,169</b>	<b>\$123,371</b>	<b>\$94,183</b>	<b>\$124,900</b>
	50-453-4000	ADMINISTRATIVE SERVICES	\$219,456	\$175,565	\$175,565	\$165,565
		<b>Total</b>	<b>\$219,456</b>	<b>\$175,565</b>	<b>\$175,565</b>	<b>\$165,565</b>
	50-454-4000	LICENSE FEES - 5%	\$33,853	\$35,818	\$35,590	\$35,234
		<b>Total</b>	<b>\$33,853</b>	<b>\$35,818</b>	<b>\$35,590</b>	<b>\$35,234</b>
	50-459-9901	CAPITAL PURCHASES	\$8,632	\$24,000	\$20,000	\$25,000
	50-459-9902	CAPITAL IMPROVEMENTS	\$56,078	\$40,000	\$40,426	\$18,583
	50-459-9911	NEW SERVICE INSTALLATION	\$3,953	\$2,500	\$0	\$2,500
		<b>Total</b>	<b>\$68,663</b>	<b>\$66,500</b>	<b>\$60,426</b>	<b>\$46,083</b>
		<b>Expenditure Total</b>	<b>\$821,068</b>	<b>\$869,910</b>	<b>\$762,327</b>	<b>\$763,120</b>
		<b>Net</b>	<b>-\$42,989</b>	<b>\$0</b>	<b>\$0</b>	<b>\$0</b>

50-452-9611 COLLECTION EXPENSE now recorded in 50-452-9690

**UTILITIES**  
**Gas Fund**  
**Capital Improvements and Capital Purchases**  
**FY 17**

**Capital Improvements - 50-459-9902**

Project Title	Description/Justification	Cost
Meter upgrade/replacement (Commercial)	Arizona Corporation Commission (ACC) mandates that at least 10% of the system is upgraded every year.	\$25,000
<b>Total</b>		<b>\$25,000</b>

**Capital Purchases - 50-459-9901**

Project Title	Description/Justification	Cost
Utility Vehicle	Operation and maintenance Cost distribution = 1/3 each water/sewer/gas	\$13,333
Gas Detection Equipment	One of three gas detectors is inoperable and needs to be replaced.	\$5,250
<b>Total</b>		<b>\$18,583</b>

**UTILITIES  
Water Fund**

	<b>Account</b>	<b>Title</b>	<b>FY 15 Actual</b>	<b>FY 16 Budget</b>	<b>FY 16 Estimated</b>	<b>FY 17 Budget</b>
<b>Revenue</b>						
	51-34-20000	WATER SALES	\$581,905	\$577,652	\$601,108	\$620,945
	51-34-20500	WATER SALES - CONSTRUCTION	\$29,982	\$15,861	\$6,000	\$6,198
	51-34-90200	PENALTY	\$4,366	\$4,500	\$5,108	\$5,277
	51-34-90300	CONNECTIONS	\$6,791	\$6,000	\$5,121	\$5,290
		<b>Total</b>	<b>\$623,044</b>	<b>\$604,013</b>	<b>\$617,337</b>	<b>\$637,710</b>
	51-37-90100	INTEREST	\$11,119	\$16,500	\$13,786	\$14,241
	51-37-95000	MISCELLANEOUS	\$183	\$200	\$183	\$200
		<b>Total</b>	<b>\$11,302</b>	<b>\$16,700</b>	<b>\$13,969</b>	<b>\$14,441</b>
	51-38-75500	TRANSFER	\$0	\$0	\$0	\$0
		<b>Total</b>	<b>\$0</b>	<b>\$0</b>	<b>\$0</b>	<b>\$0</b>
	51-39-99800	FUND BALANCE APPROPRIATION	\$0	\$42,196	\$22,231	\$13,740
		<b>Total</b>	<b>\$0</b>	<b>\$42,196</b>	<b>\$22,231</b>	<b>\$13,740</b>
		<b>Revenue Total</b>	<b>\$634,346</b>	<b>\$662,909</b>	<b>\$653,537</b>	<b>\$665,891</b>

Expense						
	51-451-1101	SALARIES	\$120,973	\$150,394	\$144,399	\$137,260
	51-451-1105	OVERTIME	\$6,287	\$3,000	\$5,558	\$6,000
	51-451-1201	INDUSTRIAL INSURANCE	\$9,777	\$11,205	\$11,316	\$9,739
	51-451-1202	MEDICAL INSURANCE	\$27,199	\$32,999	\$30,929	\$33,054
	51-451-1203	FICA	\$9,267	\$11,735	\$11,047	\$10,959
	51-451-1204	ARS	\$14,192	\$17,594	\$17,240	\$16,446
	51-451-1205	UNEMPLOYMENT	\$185	\$236	\$212	\$212
	51-451-1207	LIFE INSURANCE	\$328	\$579	\$406	\$520
	51-451-1208	HEALTH REIMBURSEMENT ALLOWANCE	\$3,874	\$4,929	\$5,453	\$4,799
	51-451-1209	BENEFITS FEES	\$2,212	\$2,200	\$1,817	\$2,061
		<b>Total</b>	<b>\$194,293</b>	<b>\$234,871</b>	<b>\$228,377</b>	<b>\$221,050</b>
	51-452-2102	UNIFORMS	\$1,741	\$1,700	\$1,634	\$1,700
	51-452-2104	CLEANING & CHEMICALS	\$3,338	\$3,300	\$4,300	\$3,600
	51-452-2113	PIPE AND FITTINGS	\$31,986	\$31,500	\$8,500	\$20,000
	51-452-2115	EQUIPMENT REPAIR/MAINTENANCE	\$2,020	\$3,000	\$4,700	\$3,000
	51-452-2116	SMALL EQUIPMENT PURCHASES	\$9,009	\$7,500	\$10,000	\$7,500
	51-452-2402	TELEPHONE	\$4,389	\$3,800	\$5,843	\$6,000
	51-452-2403	POSTAGE	\$503	\$500	\$500	\$500
	51-452-2404	UTILITIES	\$44,587	\$45,000	\$42,465	\$45,000
	51-452-2590	CONTRACT SERVICES	\$7,112	\$2,500	\$12,000	\$12,000
	51-452-2601	FUEL AND OIL	\$8,201	\$8,500	\$5,363	\$6,000
	51-452-2602	TIRES AND TUBES	\$2,423	\$725	\$1,133	\$725
	51-452-2603	VEHICLE REPAIR/MAINTENANCE	\$2,860	\$2,500	\$2,500	\$2,500
	51-452-2700	TRAVEL AND TRAINING	\$2,777	\$2,100	\$2,100	\$2,100
	51-452-2702	MANDATORY CERTIFICATION	\$0	\$500	\$720	\$500
	51-452-2802	FORT GRANT CONTRACT	\$2,035	\$2,000	\$2,000	\$2,000
	51-452-2804	SUBSCRIPTIONS/MEMBERSHIPS	\$546	\$600	\$600	\$600
	51-452-2806	AZ STATE FEE - DWR	\$0	\$0	\$0	\$0
	51-452-2810	BLUE STAKE	\$1,063	\$1,100	\$1,100	\$1,100
	51-452-2811	WATER SAMPLES	\$4,592	\$4,800	\$6,500	\$8,000
	51-452-2851	STATE LAND PAYMENTS	\$1,700	\$0	\$0	\$0
	51-452-9201	GENERAL INSURANCE	\$12,396	\$11,597	\$11,405	\$12,000
	51-452-9601	ADVERTISING	\$2,280	\$1,500	\$1,500	\$1,500
	51-452-9603	CONTINGENCY	\$0	\$15,000	\$0	\$15,000
	51-452-9690	MISC.	\$2,122	\$2,100	\$2,100	\$2,100
		<b>Total</b>	<b>\$147,677</b>	<b>\$151,822</b>	<b>\$126,963</b>	<b>\$153,425</b>
	51-453-4000	ADMINISTRATIVE SERVICES	\$117,909	\$128,521	\$128,521	\$128,521
	51-453-9735	DEBT SERVICE	\$0	\$0	\$0	\$0
	51-453-9897	PRINCIPLE	\$25,000	\$26,000	\$26,000	\$27,000
	51-453-9898	INTEREST	\$33,619	\$32,588	\$32,588	\$31,515
		<b>Total</b>	<b>\$176,528</b>	<b>\$187,109</b>	<b>\$187,109</b>	<b>\$187,036</b>
	51-454-4000	LICENSE FEES - 5%	\$26,053	\$28,883	\$30,055	\$31,047
		<b>Total</b>	<b>\$26,053</b>	<b>\$28,883</b>	<b>\$30,055</b>	<b>\$31,047</b>
	51-459-9901	CAPITAL PURCHASES	\$10,508	\$24,000	\$32,000	\$13,333
	51-459-9902	CAPITAL IMPROVEMENT	\$95,724	\$36,225	\$49,032	\$60,000
	51-459-9911	NEW SERVICE	\$0	\$0	\$0	\$0
		<b>Total</b>	<b>\$106,232</b>	<b>\$60,225</b>	<b>\$81,032</b>	<b>\$73,333</b>
		<b>Expenditure Total</b>	<b>\$650,784</b>	<b>\$662,909</b>	<b>\$653,537</b>	<b>\$665,891</b>
		<b>Net</b>	<b>-\$16,438</b>	<b>\$0</b>	<b>\$0</b>	<b>\$0</b>



**UTILITIES**  
**Water Fund**  
**Capital Improvements and Capital Purchases**  
**FY 17**

**Capital Improvements - 51-459-9902**

<b>Project Title</b>	<b>Description/Justification</b>	<b>Cost</b>
Meter upgrade/replacement (Commercial)	Will increase accuracy and reduce meter reading time.	\$ 45,000
Water Fill Station	Upgrade system	\$ 15,000
<b>Total</b>		<b>\$ 60,000</b>

**Capital Purchases - 51-459-9901**

<b>Project Title</b>	<b>Description/Justification</b>	<b>Cost</b>
Utility Vehicle	Operation and maintenance Cost distribution = 1/3 each water/sewer/gas	\$ 13,333
<b>Total</b>		<b>\$ 13,333</b>

**UTILITIES**  
**Sewer Fund**

	Account	Title	FY 15 Actual	FY 16 Budget	FY 16 Estimated	FY 17 Budget
<b>Revenue</b>						
	52-34-40000	SEWER	\$740,553	\$758,543	\$721,299	\$721,299
	52-34-70000	CONNECTION	\$5,572	\$1,000	\$952	\$952
	52-34-90200	PENALTY	\$5,619	\$5,800	\$5,523	\$5,523
		<b>Total</b>	<b>\$751,744</b>	<b>\$765,343</b>	<b>\$727,774</b>	<b>\$727,774</b>
	52-37-90100	INTEREST	\$7,165	\$10,000	\$9,601	\$10,000
	52-37-95000	MISCELLANEOUS	\$0	\$0	\$0	\$0
		<b>Total</b>	<b>\$7,165</b>	<b>\$10,000</b>	<b>\$9,601</b>	<b>\$10,000</b>
	52-38-10000	SEWER LOAN	\$0	\$0	\$0	\$0
	52-38-20000	WIFA GRANT/LOANS	\$0	\$0	\$0	\$0
	52-38-75500	TRANSFERS	\$0	\$0	\$0	\$0
		<b>Total</b>	<b>\$0</b>	<b>\$0</b>	<b>\$0</b>	<b>\$0</b>
	52-39-99800	FUND BALANCE APPROPRIATION	\$0	\$660,987	\$0	\$472,051
		<b>Total</b>	<b>\$0</b>	<b>\$660,987</b>	<b>\$0</b>	<b>\$472,051</b>
		<b>Revenue Total</b>	<b>\$758,910</b>	<b>\$1,436,330</b>	<b>\$737,375</b>	<b>\$1,209,825</b>

Expense						
	52-451-1101	SALARIES	\$106,393	\$139,311	\$130,602	\$128,295
	52-451-1105	OVERTIME	\$6,676	\$5,000	\$3,000	\$6,000
	52-451-1201	INDUSTRIAL INSURANCE	\$8,682	\$10,329	\$9,896	\$8,966
	52-451-1202	MEDICAL INSURANCE	\$21,243	\$24,791	\$23,475	\$25,270
	52-451-1203	FICA	\$8,185	\$11,040	\$9,737	\$10,274
	52-451-1204	ARS	\$12,842	\$16,552	\$15,257	\$15,417
	52-451-1205	UNEMPLOYMENT	\$157	\$188	\$164	\$164
	52-451-1207	LIFE INSURANCE	\$329	\$462	\$403	\$403
	52-451-1208	HEALTH REIMBURSEMENT ALLOWANCE	\$2,872	\$3,892	\$4,233	\$3,721
	52-451-1209	BENEFITS FEES	\$927	\$1,737	\$1,598	\$1,598
		<b>Total</b>	<b>\$168,305</b>	<b>\$213,302</b>	<b>\$198,365</b>	<b>\$200,108</b>
	52-452-2102	UNIFORMS	\$1,201	\$1,200	\$1,200	\$1,200
	52-452-2104	CLEANING & CHEMICALS	\$21,608	\$19,000	\$19,000	\$19,000
	52-452-2113	PIPE AND FITTINGS	\$6,409	\$2,250	\$300	\$2,250
	52-452-2115	EQUIPMENT REPAIR/MAINTENANCE	\$28,651	\$12,000	\$10,250	\$12,000
	52-452-2116	SMALL EQUIPMENT PURCHASES	\$9,042	\$8,000	\$15,000	\$10,000
	52-452-2402	TELEPHONE	\$3,143	\$2,600	\$4,763	\$4,500
	52-452-2403	POSTAGE	\$543	\$500	\$500	\$500
	52-452-2404	UTILITIES	\$47,989	\$44,000	\$45,000	\$46,000
	52-452-2503	ENGINEER FEES	\$0	\$0	\$0	\$0
	52-452-2590	CONTRACT SERVICES*	\$13,583	\$8,000	\$10,000	\$25,000
	52-452-2601	FUEL AND OIL	\$8,866	\$7,500	\$5,622	\$6,000
	52-452-2602	TIRES AND TUBES	\$1,969	\$1,000	\$1,000	\$1,000
	52-452-2603	VEHICLE REPAIR/MAINTENANCE	\$1,562	\$2,000	\$2,000	\$2,000
	52-452-2700	TRAVEL AND TRAINING	\$2,352	\$2,300	\$100	\$2,300
	52-452-2702	MANDATORY CERTIFICATION	\$0	\$1,000	\$600	\$1,000
	52-452-2802	FORT GRANT CONTRACT	\$2,035	\$2,000	\$2,000	\$2,000
	52-452-2804	SUBSCRIPTIONS/MEMBERSHIPS	\$41	\$300	\$480	\$300
	52-452-2810	BLUE STAKE	\$720	\$800	\$800	\$800
	52-452-2812	SEWER SAMPLES	\$22,255	\$22,000	\$11,000	\$22,000
	52-452-9201	GENERAL INSURANCE	\$44,976	\$42,077	\$42,682	\$43,286
	52-452-9603	CONTINGENCY	\$0	\$15,000	\$0	\$15,000
	52-452-9604	LABORATORY SUPPLIES	\$11,314	\$12,000	\$11,000	\$11,250
	52-452-9606	LABORATORY CERTIFICATION	\$2,189	\$2,500	\$2,500	\$2,500
	52-452-9619	ADEQ PERMITS	\$13,829	\$14,000	\$14,000	\$14,000
	52-452-9690	MISC. EXPENSE	\$5,699	\$5,000	\$2,500	\$5,000
	52-452-9695	EFFLUENT WATER SPREAD	\$0	\$0	\$0	\$0
		<b>Total</b>	<b>\$249,975</b>	<b>\$227,027</b>	<b>\$202,297</b>	<b>\$248,886</b>
	52-453-4000	ADMINISTRATIVE SERVICES	\$123,432	\$148,118	\$148,118	\$148,118
	52-453-9897	PRINCIPLE	\$46,751	\$678,826	\$48,619	\$535,315
	52-453-9898	INTEREST	\$26,359	\$107,129	\$23,452	\$13,000
		<b>Total</b>	<b>\$196,542</b>	<b>\$934,073</b>	<b>\$220,189</b>	<b>\$696,433</b>
	52-454-4000	LICENSE FEES - 5%	\$33,873	\$37,927	\$36,065	\$36,065
		<b>Total</b>	<b>\$33,873</b>	<b>\$37,927</b>	<b>\$36,065</b>	<b>\$36,065</b>
	52-459-9901	CAPITAL PURCHASES*	\$41,451	\$24,000	\$54,418	\$28,333
	52-459-9902	CAPITAL IMPROVEMENT	\$35,511	\$0	\$10,787	\$0
	52-459-9905	SEWER PLANT CONSTRUCTION	\$0	\$0	\$0	\$0
		<b>Total</b>	<b>\$76,963</b>	<b>\$24,000</b>	<b>\$65,205</b>	<b>\$28,333</b>
		<b>Expense Total</b>	<b>\$725,657</b>	<b>\$1,436,330</b>	<b>\$722,121</b>	<b>\$1,209,825</b>
		<b>Net</b>	<b>\$33,252</b>	<b>\$0</b>	<b>\$15,254</b>	<b>\$0</b>

\*FY 17 - Lift Station deep clean = \$15,000

**UTILITIES**  
**Sewer Fund**  
**Capital Improvements and Capital Purchases**  
**FY17**

**Capital Improvements - 52-459-9902**

Project Title	Description/Justification	Cost
	<b>Total</b>	<b>\$0</b>

**Capital Purchases - 52-459-9901**

Project Title	Description/Justification	Cost
Utility Vehicle	Operation and maintenance Cost distribution = 1/3 each water/sewer/gas	\$13,333
Pump	Old pump is worn out	\$15,000
	<b>Total</b>	<b>\$ 28,333</b>

**UTILITIES**  
**Sewer Fund Capital - New Plant**

	<b>Account</b>	<b>Title</b>	<b>FY 15 Actual</b>	<b>FY 16 Budget</b>	<b>FY 16 Estimated</b>	<b>FY 17 Budget</b>
<b>Revenue</b>						
	82-38-10000	SEWER LOAN - USDA	\$0	\$2,005,000	\$0	\$2,005,000
	82-38-20000	GRANTS	\$128,527	\$4,099,822	\$0	\$5,232,728
		<b>Total</b>	<b>\$128,527</b>	<b>\$6,104,822</b>	<b>\$0</b>	<b>\$7,237,728</b>
<b>Expenses</b>						
	82-404-9905	SEWER PLANT CONSTRUCTION	\$0	\$5,664,528	\$20,000	\$6,797,434
		<b>Expenditure Total</b>	<b>\$0</b>	<b>\$5,664,528</b>	<b>\$20,000</b>	<b>\$6,797,434</b>
		<b>Net</b>	<b>\$128,527</b>	<b>\$440,294</b>	<b>-\$20,000</b>	<b>\$440,294</b>
USDA loan includes FY15 (\$440,294) reimbursement for City paid design work. Sixty percent of WWTP is budgeted for FY 17 (\$11,329,056).						

**UTILITIES**  
**Solid Waste Fund**

	<b>Account</b>	<b>Title</b>	<b>FY 15 Actual</b>	<b>FY 16 Budget</b>	<b>FY 16 Estimated</b>	<b>FY 17 Budget</b>
<b>Revenue</b>						
	53-34-30100	REFUSE COLLECTION	\$652,432	\$652,429	\$647,865	\$647,865
	53-34-90200	PENALTY FEES	\$4,923	\$5,009	\$5,253	\$5,253
		<b>Total</b>	<b>\$657,355</b>	<b>\$657,438</b>	<b>\$653,118</b>	<b>\$653,118</b>
	53-37-90100	INTEREST	\$0	\$0	\$0	\$0
		<b>Total</b>	<b>\$0</b>	<b>\$0</b>	<b>\$0</b>	<b>\$0</b>
	53-39-99800	FUND BALANCE APPROPRIATION	\$0	\$0	\$0	\$0
		<b>Revenue Total</b>	<b>\$0</b>	<b>\$0</b>	<b>\$0</b>	<b>\$0</b>
<b>Expenses</b>						
	53-458-2590	CONTRACT	\$321,717	\$321,035	\$321,035	\$327,456
	53-458-2595	LANDFILL FEES	\$161,772	\$171,054	\$171,054	\$180,975
	53-458-4000	ADMINISTRATIVE SERVICES	\$106,034	\$111,336	\$111,336	\$140,000
	53-458-9603	CONTINGENCY	\$0	\$0	\$0	\$4,687
	53-458-9690	MISC. EXPENSES	\$0	\$0	\$0	\$0
		<b>Expense Total</b>	<b>\$589,523</b>	<b>\$603,425</b>	<b>\$603,425</b>	<b>\$653,118</b>
		<b>Net</b>	<b>\$67,832</b>	<b>\$54,013</b>	<b>\$49,693</b>	<b>\$0</b>
FY17 - Includes a \$3.50 tipping fee increase (5.8%) and a .2% contract increase.						

**COURT**

	<b>Account</b>	<b>Title</b>	<b>FY 15 Actual</b>	<b>FY 16 Budget</b>	<b>FY 16 Estimated</b>	<b>FY 17 Budget</b>
<b>Revenue</b>						
	61-39-20100	COURT FINES	\$12,127	\$12,500	\$12,500	\$12,500
		<b>Total</b>	<b>\$12,127</b>	<b>\$12,500</b>	<b>\$12,500</b>	<b>\$12,500</b>
		<b>Revenue Total</b>	<b>\$12,127</b>	<b>\$12,500</b>	<b>\$12,500</b>	<b>\$12,500</b>
<b>Expenditure</b>						
	61-443-2101	OFFICE SUPPLIES	\$2	\$50	\$50	\$50
	61-443-2301	BASE/DDS	\$4,013	\$3,500	\$3,798	\$4,075
	61-443-2302	LOCAL JCEF	\$0	\$0	\$0	\$0
	61-443-2303	AZ STATE TREASURER	\$8,098	\$7,500	\$8,100	\$8,200
	61-443-2304	RESTITUTION	\$0	\$0	\$377	\$0
	61-443-2306	SUSPENDED LICENSE FEE	\$0	\$0	\$0	\$0
	61-443-2501	ATTORNEY FEE	\$14	\$175	\$175	\$175
		<b>Total</b>	<b>\$12,127</b>	<b>\$11,225</b>	<b>\$12,500</b>	<b>\$12,500</b>
		<b>Expenditure Total</b>	<b>\$12,127</b>	<b>\$11,225</b>	<b>\$12,500</b>	<b>\$12,500</b>
		<b>Net</b>	<b>\$0</b>	<b>\$1,275</b>	<b>\$0</b>	<b>\$0</b>

**FIREMEN'S PENSION FUND**

	<b>Account</b>	<b>Title</b>	<b>FY 15 Actual</b>	<b>FY 16 Budget</b>	<b>FY 16 Estimated</b>	<b>FY 17 Budget</b>
<b>Revenue</b>						
	72-33-50000	STATE PENSION REVENUE	\$4,689	\$5,000	\$5,000	\$5,000
	72-33-50100	LGIP FIRE REVENUE	\$2,432	\$3,592	\$3,385	\$3,385
		<b>Total</b>	<b>\$7,121</b>	<b>\$8,592</b>	<b>\$8,385</b>	<b>\$8,385</b>
	72-39-90100	INTEREST INCOME	\$0	\$10	\$88	\$10
	72-39-99700	CONTRIBUTIONS	\$2,762	\$2,800	\$2,181	\$2,500
		<b>Total</b>	<b>\$2,762</b>	<b>\$2,810</b>	<b>\$2,269</b>	<b>\$2,510</b>
		<b>Revenue Total</b>	<b>\$9,884</b>	<b>\$11,402</b>	<b>\$10,654</b>	<b>\$10,895</b>
<b>Expenditure</b>						
	72-428-2852	PENSION PAYMENTS	\$1,876	\$2,400	\$3,793	\$2,400
	72-428-2853	LOSS ON INVESTMENT	\$0	\$0	\$0	\$0
	72-428-9690	RETENTION	\$0	\$0	\$0	\$0
		<b>Expenditure Total</b>	<b>\$1,876</b>	<b>\$2,400</b>	<b>\$3,793</b>	<b>\$2,400</b>
		<b>Net</b>	<b>\$8,008</b>	<b>\$9,002</b>	<b>\$6,861</b>	<b>\$8,495</b>



# CITY SALES TAX REVENUE 10 Year Comparison

	JUL 1	AUG 2	SEP 3	OCT 4	NOV 5	DEC 6	JAN 7	FEB 8	MAR 9	APR 10	MAY 11	JUN 12	TOTAL	BUDGET	BUDGET +/-
FY 07	\$202,743	\$165,765	\$186,262	\$216,547	\$242,925	\$219,633	\$231,558	\$183,483	\$194,169	\$206,918	\$218,263	\$213,479	\$2,481,745	\$2,460,000	\$21,745
FY 08	\$226,135	\$199,426	\$206,086	\$190,555	\$209,137	\$193,394	\$224,737	\$203,483	\$188,181	\$252,298	\$213,351	\$209,987	\$2,516,769	\$2,665,000	-\$148,231
FY 09	\$241,222	\$233,929	\$249,889	\$209,366	\$191,160	\$252,520	\$181,257	\$313,856	\$180,737	\$98,680	\$198,186	\$203,912	\$2,554,713	\$2,286,630	\$268,083
FY 10	\$193,688	\$184,506	\$162,446	\$168,042	\$182,805	\$171,565	\$193,292	\$166,484	\$169,312	\$217,453	\$166,070	\$219,163	\$2,194,826	\$2,436,630	-\$241,804
FY 11	\$210,485	\$336,293	\$180,741	\$188,681	\$170,387	\$165,299	\$205,760	\$170,540	\$192,588	\$193,598	\$140,665	\$243,983	\$2,399,019	\$2,325,165	\$73,854
FY 12	\$206,815	\$204,379	\$167,071	\$173,708	\$114,454	\$271,942	\$175,746	\$161,979	\$187,513	\$208,225	\$209,202	\$195,304	\$2,276,339	\$2,434,923	-\$158,584
FY 13	\$209,169	\$216,378	\$192,991	\$178,413	\$212,379	\$191,505	\$215,912	\$179,662	\$221,333	\$196,177	\$178,096	\$168,004	\$2,360,018	\$2,422,104	-\$62,086
FY 14	\$175,576	\$200,822	\$168,479	\$164,814	\$177,658	\$190,623	\$164,585	\$161,951	\$168,085	\$231,110	\$160,350	\$203,851	\$2,167,903	\$2,495,186	-\$327,283
FY 15	\$183,947	\$203,430	\$227,044	\$161,098	\$188,649	\$137,215	\$167,210	\$67,242	\$264,503	\$179,052	\$248,645	\$253,154	\$2,281,187	\$2,223,514	\$57,673
FY 16	\$119,774	\$240,937	\$172,649	\$179,964	\$208,295	\$212,633	\$152,641	\$263,070	\$213,070	\$176,582	\$104,420	\$255,151	\$2,299,186	\$2,312,253	-\$13,067
FY 17	\$116,181	\$233,709	\$167,470	\$174,565	\$202,046	\$206,254	\$148,061	\$255,177	\$206,678	\$174,285	\$101,287	\$247,497	\$2,230,211	\$2,230,211	
AVG	\$189,612	\$219,961	\$189,193	\$182,341	\$190,900	\$201,144	\$187,342	\$193,357	\$198,743	\$193,761	\$176,230	\$219,408	\$2,341,992	\$2,390,147	-\$52,970

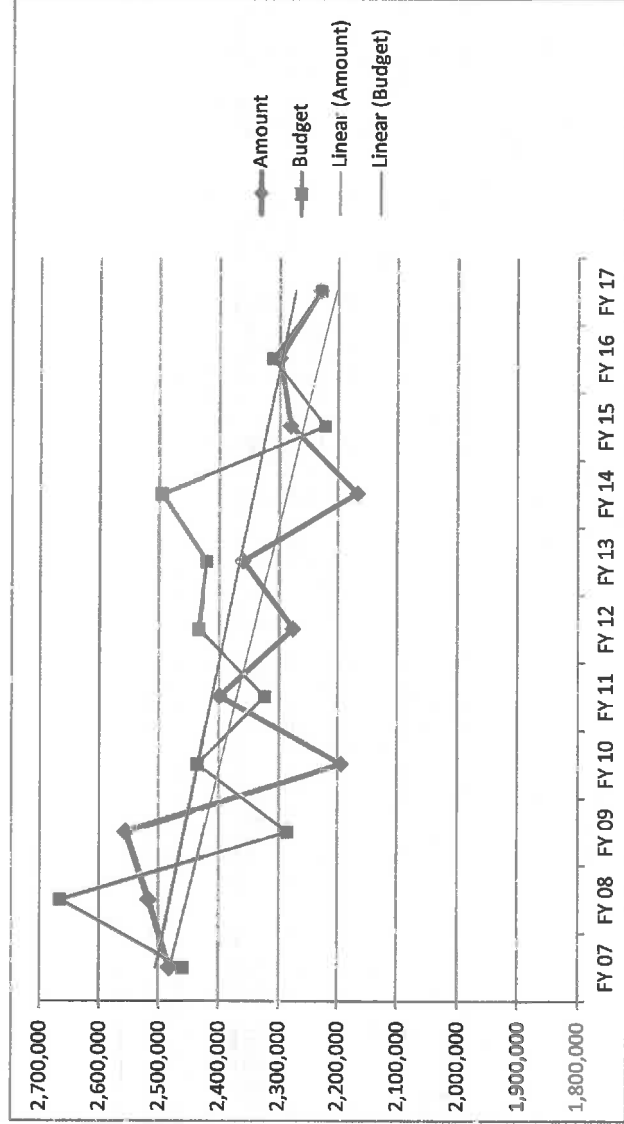
Note: Bold are estimates.

Note: FY15 - FEB/MAR marks changeover from RDS collection to Arizona Department of Revenue (ADOR).

Note: FY16 - Refunds: APR = \$65,797.99, recorded in MAY.

Note: FY16 - \$68,977.65 audited adjusted to FY15.

Year	Amount	Budget
FY 07	2,481,745	2,460,000
FY 08	2,516,769	2,665,000
FY 09	2,554,713	2,286,630
FY 10	2,194,826	2,436,630
FY 11	2,399,019	2,325,165
FY 12	2,276,339	2,434,923
FY 13	2,360,018	2,422,104
FY 14	2,167,903	2,495,186
FY 15	2,281,187	2,223,514
FY 16	2,299,186	2,312,253
FY 17	2,230,211	2,230,211



### Distribution

	FY 16	FY 17
City Tax 2%		
10-31-10000	\$1,441,593	\$1,395,379
Bed Tax		
10-31-50000	\$147,555	\$147,555
Streets 1%		
15-39-71100	\$710,038	\$687,276
	\$2,299,186	\$2,230,211

## CITY BED TAX REVENUE 10 Year Comparison (10-31-50000)

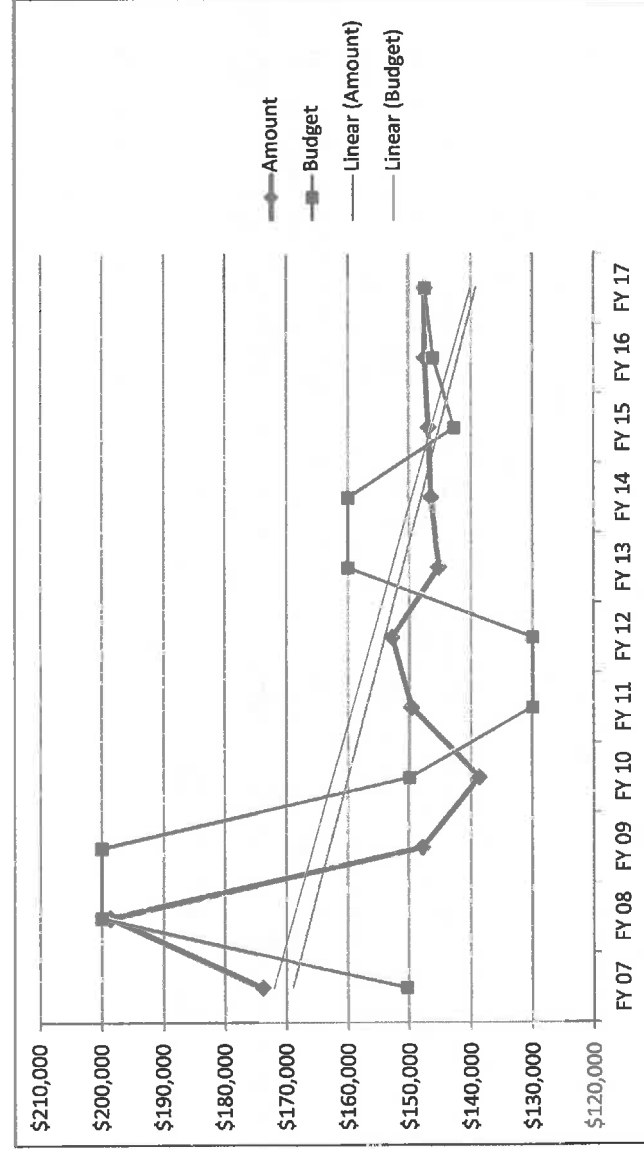
	JUL 1	AUG 2	SEP 3	OCT 4	NOV 5	DEC 6	JAN 7	FEB 8	MAR 9	APR 10	MAY 11	JUN 12	TOTAL	BUDGET	BUDGET +/-
FY 07	\$11,166	\$11,478	\$10,843	\$10,155	\$17,439	\$14,325	\$15,687	\$17,366	\$11,416	\$19,078	\$20,041	\$14,797	\$173,791	\$150,400	\$23,391
FY 08	\$20,203	\$15,944	\$18,582	\$15,992	\$17,284	\$15,631	\$14,566	\$17,548	\$16,085	\$18,736	\$14,465	\$13,473	\$198,509	\$200,000	-\$1,491
FY 09	\$9,689	\$11,880	\$12,277	\$8,649	\$11,276	\$11,461	\$15,711	\$16,088	\$15,738	\$17,607	\$9,205	\$8,326	\$147,887	\$200,000	-\$52,113
FY 10	\$4,466	\$14,583	\$9,902	\$8,575	\$10,635	\$13,022	\$8,747	\$17,806	\$10,074	\$17,880	\$11,768	\$11,171	\$138,628	\$150,000	-\$11,372
FY 11	\$11,022	\$10,706	\$10,789	\$9,379	\$13,878	\$12,941	\$13,043	\$12,920	\$13,077	\$14,764	\$12,438	\$14,691	\$149,646	\$130,000	\$19,646
FY 12	\$14,066	\$12,023	\$8,094	\$8,663	\$19,052	\$16,703	\$12,135	\$12,541	\$10,337	\$14,054	\$9,495	\$15,609	\$152,774	\$130,000	\$22,774
FY 13	\$9,710	\$15,477	\$8,905	\$9,406	\$12,210	\$12,105	\$10,043	\$13,418	\$15,776	\$11,694	\$12,218	\$14,272	\$145,235	\$160,000	-\$14,765
FY 14	\$8,175	\$12,234	\$10,791	\$11,824	\$10,675	\$14,434	\$6,410	\$15,411	\$13,898	\$13,904	\$16,907	\$11,808	\$146,470	\$160,000	-\$13,530
FY 15	\$14,491	\$10,960	\$11,157	\$8,658	\$12,383	\$10,436	\$10,685	\$13,213	\$10,647	\$15,019	\$12,633	\$16,640	\$146,921	\$142,824	\$4,097
FY 16	\$14,381	\$8,191	\$6,242	\$17,132	\$11,025	\$7,319	\$11,285	\$14,502	\$13,602	\$14,477	\$12,688	\$16,712	\$147,555	\$146,203	\$1,352
FY 17	<b>\$14,381</b>	<b>\$8,191</b>	<b>\$6,242</b>	<b>\$17,132</b>	<b>\$11,025</b>	<b>\$7,319</b>	<b>\$11,285</b>	<b>\$14,502</b>	<b>\$13,602</b>	<b>\$14,477</b>	<b>\$12,688</b>	<b>\$16,712</b>	<b>\$147,555</b>	<b>\$147,555</b>	
AVG	\$11,977	\$11,970	\$10,348	\$11,415	\$13,353	\$12,336	\$11,781	\$15,027	\$13,114	\$15,608	\$13,140	\$14,019	\$154,088	\$156,089	-\$2,201

Note: 45% goes to the Chamber of Commerce.

Note: Revenues are transferred from City Sales Tax, not in addition to City Sales Tax.

Note: Bold are estimates.

Year	Amount	Budget
FY 07	\$173,791	150,400
FY 08	\$198,509	200,000
FY 09	\$147,887	200,000
FY 10	\$138,628	150,000
FY 11	\$149,646	130,000
FY 12	\$152,774	130,000
FY 13	\$145,235	160,000
FY 14	\$146,470	160,000
FY 15	\$146,921	142,824
FY 16	<b>\$147,555</b>	146,203
FY 17	<b>\$147,555</b>	147,555

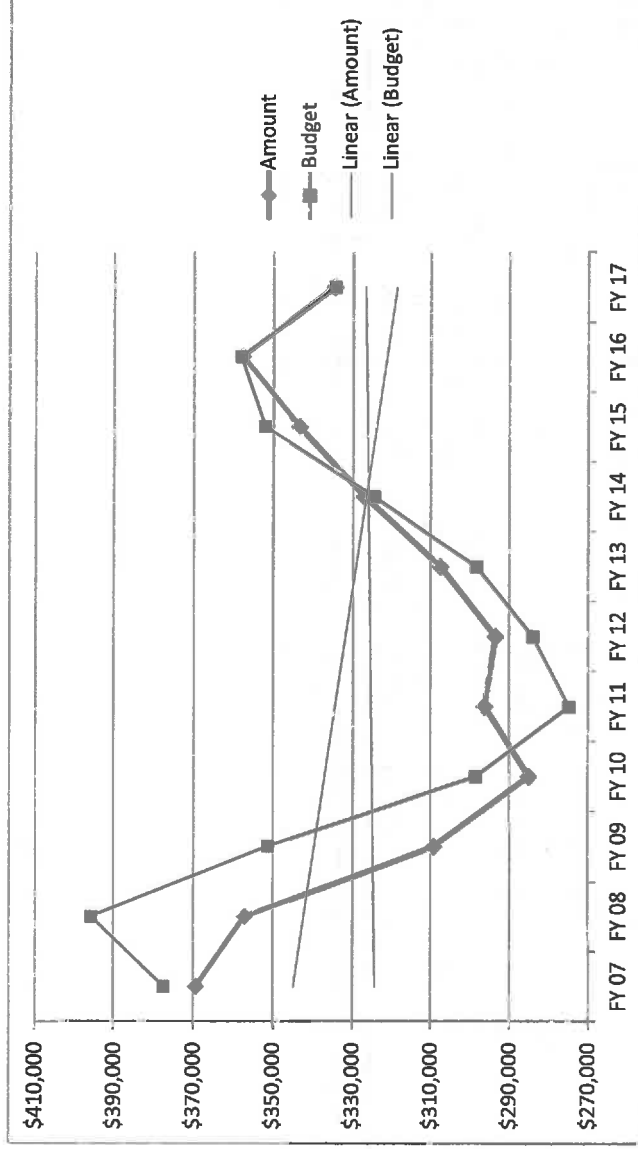


**STATE SALES TAX REVENUE  
10 Year Comparison  
(10-33-10000)**

	JUL 1	AUG 2	SEP 3	OCT 4	NOV 5	DEC 6	JAN 7	FEB 8	MAR 9	APR 10	MAY 11	JUN 12	TOTAL	BUDGET	BUDGET +/-
FY 07	\$31,182	\$28,424	\$29,996	\$29,684	\$29,375	\$29,975	\$36,173	\$29,458	\$29,245	\$33,226	\$31,784	\$30,739	\$369,260	\$377,398	-\$8,138
FY 08	\$31,097	\$29,016	\$28,979	\$29,250	\$29,146	\$29,427	\$33,605	\$27,291	\$28,822	\$31,448	\$29,517	\$29,449	\$357,047	\$395,660	-\$38,613
FY 09	\$28,051	\$26,785	\$27,318	\$26,625	\$25,125	\$24,920	\$29,239	\$22,996	\$23,558	\$25,585	\$23,725	\$25,175	\$309,103	\$351,389	-\$42,286
FY 10	\$23,993	\$22,834	\$23,218	\$22,617	\$22,922	\$23,601	\$27,948	\$21,866	\$23,280	\$24,476	\$23,968	\$24,379	\$285,102	\$298,681	-\$13,579
FY 11	\$23,428	\$22,210	\$23,026	\$23,447	\$23,350	\$24,095	\$29,744	\$23,460	\$25,150	\$28,099	\$25,463	\$24,890	\$296,363	\$275,000	\$21,363
FY 12	\$23,795	\$22,573	\$23,436	\$23,698	\$22,803	\$23,803	\$28,439	\$23,170	\$24,644	\$27,211	\$25,069	\$24,931	\$293,573	\$284,241	\$9,332
FY 13	\$24,989	\$23,313	\$24,147	\$24,211	\$24,360	\$25,159	\$30,071	\$24,885	\$25,005	\$28,685	\$25,918	\$26,774	\$307,517	\$298,453	\$9,064
FY 14	\$26,323	\$25,219	\$25,785	\$25,416	\$25,796	\$26,748	\$33,840	\$25,570	\$27,032	\$29,972	\$27,553	\$27,766	\$327,019	\$324,633	\$2,386
FY 15	\$26,844	\$26,531	\$26,913	\$26,924	\$26,724	\$28,538	\$33,511	\$26,970	\$29,239	\$32,182	\$29,064	\$29,907	\$343,348	\$352,171	-\$8,823
FY 16	\$28,291	\$28,329	\$27,840	\$28,478	\$29,075	\$29,292	\$34,143	\$28,210	\$29,745	\$32,846	\$30,278	\$31,155	\$357,682	\$358,246	-\$564
FY 17	\$26,461	\$26,497	\$26,039	\$26,636	\$27,194	\$27,597	\$31,935	\$26,385	\$27,821	\$30,722	\$28,319	\$29,140	\$334,547	\$334,547	
AVG	\$26,769	\$25,612	\$26,063	\$26,090	\$25,988	\$26,632	\$31,695	\$25,478	\$26,686	\$29,496	\$27,333	\$27,664	\$325,505	\$331,856	-\$6,986

Note: Bold are estimates.

Year	Amount	Budget
FY 07	\$369,260	\$377,398
FY 08	\$357,047	\$395,660
FY 09	\$309,103	\$351,389
FY 10	\$285,102	\$298,681
FY 11	\$296,363	\$275,000
FY 12	\$293,573	\$284,241
FY 13	\$307,517	\$298,453
FY 14	\$327,019	\$324,633
FY 15	\$343,348	\$352,171
FY 16	\$357,682	\$358,246
FY 17	\$334,547	\$334,547

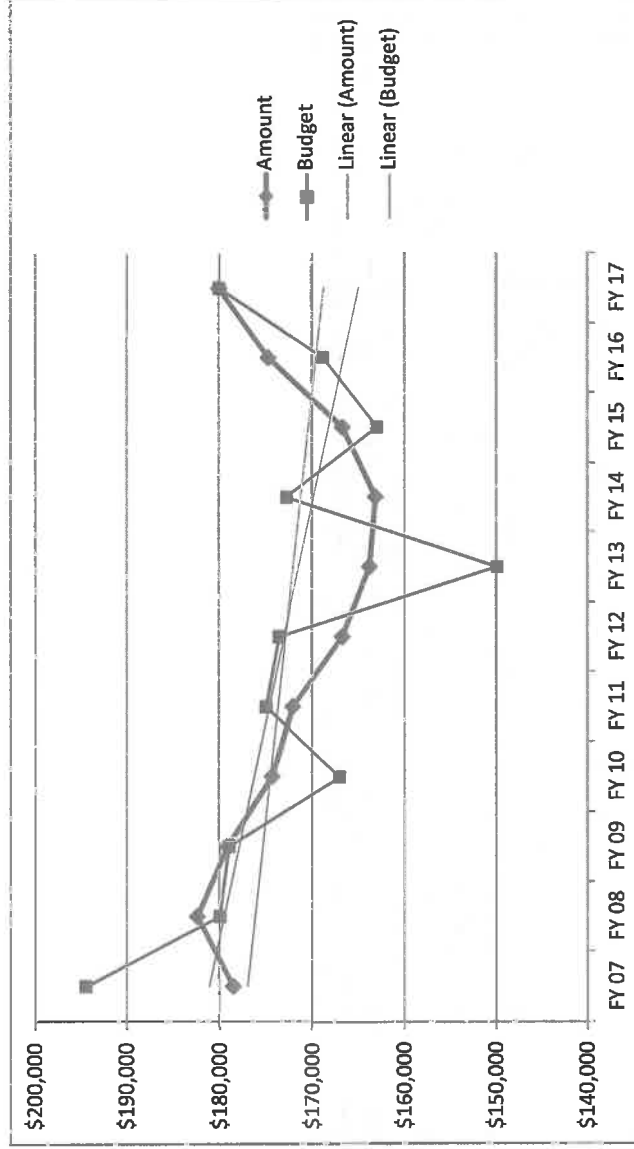


**VEHICLE LICENSE TAX REVENUE**  
**10 Year Comparison**  
**(10-33-20000)**

	JUL 1	AUG 2	SEP 3	OCT 4	NOV 5	DEC 6	JAN 7	FEB 8	MAR 9	APR 10	MAY 11	JUN 12	TOTAL	BUDGET	BUDGET +/-
FY 07	\$14,774	\$16,745	\$14,210	\$14,687	\$12,502	\$12,961	\$15,497	\$14,739	\$15,135	\$15,394	\$15,656	\$16,198	\$178,497	\$194,500	-\$16,003
FY 08	\$16,448	\$16,733	\$13,784	\$16,510	\$14,531	\$13,593	\$14,337	\$14,133	\$15,207	\$15,876	\$15,212	\$16,019	\$182,382	\$180,000	\$2,382
FY 09	\$16,907	\$15,406	\$15,995	\$15,396	\$12,027	\$14,275	\$14,056	\$12,925	\$16,259	\$15,523	\$13,789	\$16,589	\$179,147	\$179,000	\$147
FY 10	\$16,646	\$15,202	\$15,167	\$14,518	\$12,616	\$14,042	\$12,761	\$13,141	\$15,803	\$13,771	\$14,002	\$16,626	\$174,295	\$167,000	\$7,295
FY 11	\$14,991	\$15,407	\$14,403	\$14,047	\$13,027	\$13,358	\$12,957	\$13,439	\$16,377	\$14,348	\$14,273	\$15,421	\$172,048	\$175,000	-\$2,952
FY 12	\$14,448	\$15,098	\$13,083	\$13,137	\$12,934	\$12,840	\$13,207	\$14,209	\$14,741	\$13,194	\$14,889	\$14,922	\$166,702	\$173,588	-\$6,886
FY 13	\$14,893	\$14,742	\$12,228	\$14,020	\$12,467	\$13,141	\$13,404	\$12,641	\$14,448	\$13,628	\$14,475	\$13,643	\$163,730	\$150,000	\$13,730
FY 14	\$13,979	\$15,086	\$13,073	\$14,016	\$11,691	\$13,191	\$12,613	\$12,812	\$14,083	\$14,756	\$14,106	\$13,693	\$163,097	\$172,757	-\$9,660
FY 15	\$14,959	\$13,374	\$13,590	\$14,015	\$11,073	\$14,034	\$13,405	\$13,510	\$14,706	\$14,994	\$13,810	\$15,223	\$166,693	\$162,972	\$3,721
FY 16	\$15,276	\$14,386	\$14,269	\$13,629	\$12,987	\$15,286	\$13,274	\$13,822	\$16,867	\$14,490	\$14,475	\$15,956	\$174,718	\$168,840	\$5,878
FY 17	<b>\$15,630</b>	<b>\$13,974</b>	<b>\$14,200</b>	<b>\$14,644</b>	<b>\$13,570</b>	<b>\$15,972</b>	<b>\$13,869</b>	<b>\$14,442</b>	<b>\$17,624</b>	<b>\$15,141</b>	<b>\$15,124</b>	<b>\$15,906</b>	<b>\$180,095</b>	<b>\$180,095</b>	
AVG	\$15,359	\$15,105	\$14,000	\$14,420	\$12,675	\$13,881	\$13,580	\$13,619	\$15,568	\$14,647	\$14,528	\$15,472	\$172,855	\$173,068	-\$2,348

Note: Bold are estimates.

Year	Amount	Budget
FY 07	\$178,497	\$194,500
FY 08	\$182,382	\$180,000
FY 09	\$179,147	\$179,000
FY 10	\$174,295	\$167,000
FY 11	\$172,048	\$175,000
FY 12	\$166,702	\$173,588
FY 13	\$163,730	\$150,000
FY 14	\$163,097	\$172,757
FY 15	\$166,693	\$162,972
FY 16	<b>\$174,718</b>	\$168,840
FY 17	<b>\$180,095</b>	\$180,095

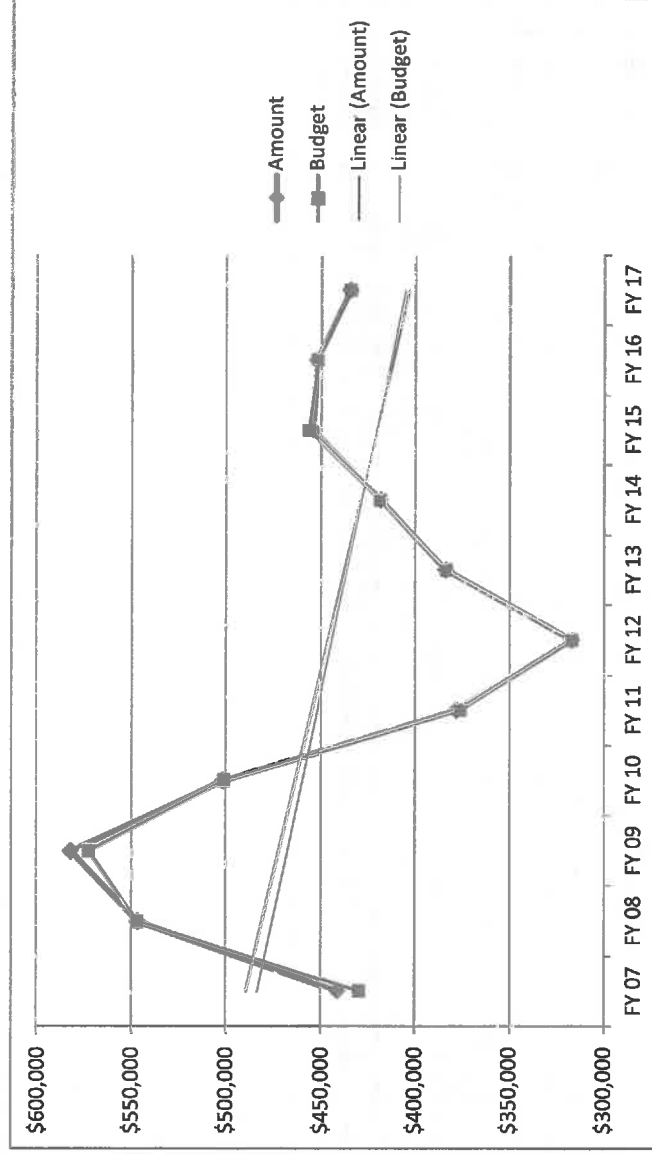


## URBAN REVENUE SHARING 10 Year Comparison (10-33-30000)

	JUL 1	AUG 2	SEP 3	OCT 4	NOV 5	DEC 6	JAN 7	FEB 8	MAR 9	APR 10	MAY 11	JUN 12	TOTAL	BUDGET	BUDGET +/-
FY 07	\$36,764	\$36,780	\$36,764	\$36,758	\$36,758	\$36,758	\$36,758	\$36,756	\$36,756	\$36,744	\$36,742	\$36,742	\$441,086	\$429,991	\$11,095
FY 08	\$45,562	\$45,578	\$45,562	\$45,562	\$45,562	\$45,562	\$45,562	\$45,562	\$45,562	\$45,552	\$45,557	\$45,557	\$546,736	\$547,161	-\$425
FY 09	\$48,492	\$48,508	\$48,492	\$48,492	\$48,492	\$48,492	\$48,492	\$48,492	\$48,492	\$48,492	\$48,492	\$48,492	\$581,918	\$572,706	\$9,212
FY 10	\$41,798	\$41,798	\$41,798	\$41,800	\$41,800	\$41,800	\$41,800	\$41,800	\$41,800	\$41,800	\$41,800	\$41,800	\$501,594	\$501,579	\$15
FY 11	\$31,512	\$31,511	\$31,511	\$31,511	\$31,511	\$31,511	\$31,511	\$31,511	\$31,511	\$31,511	\$31,511	\$31,511	\$378,137	\$376,184	\$1,953
FY 12	\$26,426	\$26,412	\$26,426	\$26,426	\$26,426	\$26,426	\$26,426	\$26,426	\$26,426	\$26,426	\$26,426	\$26,426	\$317,094	\$317,107	-\$13
FY 13	\$31,981	\$31,981	\$31,981	\$31,981	\$31,981	\$31,981	\$31,981	\$31,981	\$31,981	\$31,981	\$31,981	\$31,981	\$383,769	\$383,735	\$34
FY 14	\$34,929	\$34,929	\$34,929	\$34,929	\$34,929	\$34,929	\$34,929	\$34,929	\$34,917	\$34,917	\$34,917	\$34,917	\$418,765	\$419,149	-\$384
FY 15	\$37,901	\$37,901	\$37,901	\$37,901	\$37,901	\$37,901	\$37,901	\$37,901	\$37,901	\$37,901	\$37,901	\$37,901	\$454,808	\$456,952	-\$2,144
FY 16	\$37,695	\$37,695	\$37,695	\$37,695	\$37,695	\$37,695	\$37,695	\$37,695	\$37,695	\$37,695	\$37,695	\$37,695	\$452,342	\$452,342	\$0
FY 17	<b>\$36,237</b>	<b>\$36,237</b>	<b>\$36,237</b>	<b>\$36,237</b>	<b>\$36,237</b>	<b>\$36,237</b>	<b>\$36,237</b>	<b>\$36,237</b>	<b>\$36,237</b>	<b>\$36,237</b>	<b>\$36,237</b>	<b>\$36,237</b>	<b>\$434,839</b>	<b>\$434,839</b>	
AVG	\$37,209	\$37,212	\$37,209	\$37,208	\$37,208	\$37,208	\$37,208	\$37,177	\$37,207	\$37,205	\$37,205	\$37,205	\$446,463	\$444,704	\$1,934

Note: Bold are estimates.

Year	Amount	Budget
FY 07	\$441,086	\$429,991
FY 08	\$546,736	\$547,161
FY 09	\$581,918	\$572,706
FY 10	\$501,594	\$501,579
FY 11	\$378,137	\$376,184
FY 12	\$317,094	\$317,107
FY 13	\$383,769	\$383,735
FY 14	\$418,765	\$419,149
FY 15	\$454,808	\$456,952
FY 16	<b>\$452,342</b>	<b>\$452,342</b>
FY 17	<b>\$434,839</b>	<b>\$434,839</b>

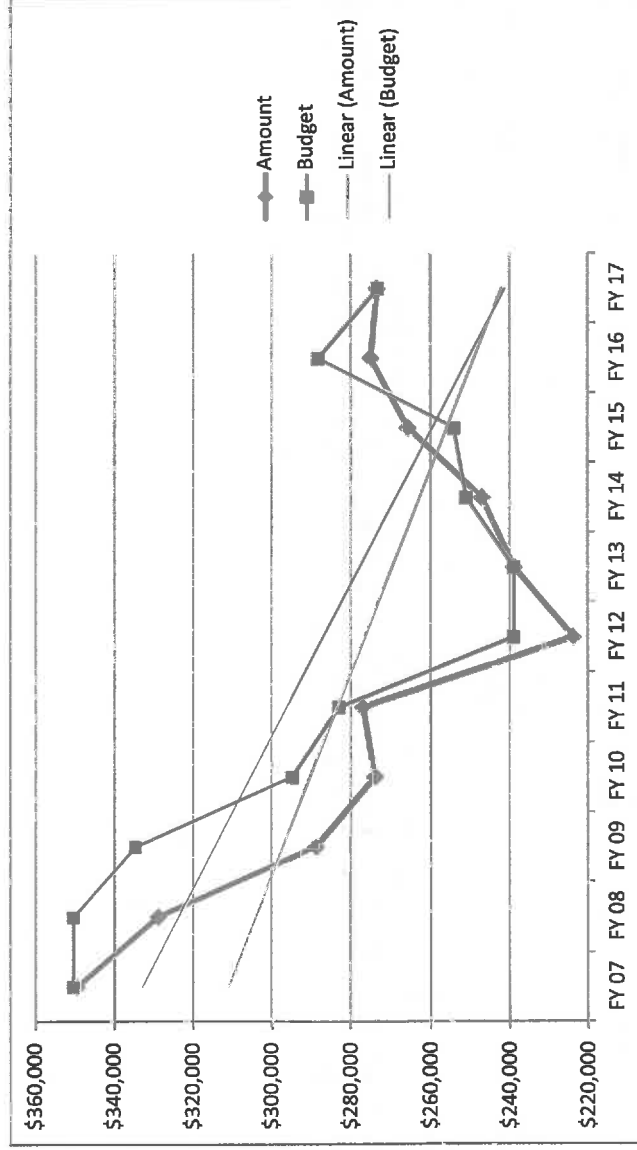


## HIGHWAY USER REVENUE FUND (HURF) 10 Year Comparison (15-33-70000)

	JUL 1	AUG 2	SEP 3	OCT 4	NOV 5	DEC 6	JAN 7	FEB 8	MAR 9	APR 10	MAY 11	JUN 12	TOTAL	BUDGET	BUDGET +/-
FY 07	\$27,893	\$28,705	\$23,836	\$26,445	\$29,186	\$26,961	\$35,162	\$28,158	\$31,952	\$30,232	\$28,374	\$32,597	\$349,501	\$350,365	-\$864
FY 08	\$25,709	\$27,314	\$26,668	\$25,084	\$24,451	\$31,483	\$26,939	\$25,240	\$29,987	\$28,913	\$27,671	\$29,321	\$328,781	\$350,365	-\$21,584
FY 09	\$26,153	\$26,701	\$26,455	\$23,360	\$22,955	\$20,301	\$23,264	\$22,015	\$27,617	\$27,512	\$19,391	\$22,978	\$288,703	\$334,621	-\$45,918
FY 10	\$22,004	\$20,135	\$20,601	\$18,462	\$20,393	\$20,855	\$23,958	\$23,102	\$25,787	\$27,761	\$25,751	\$24,943	\$273,754	\$294,829	-\$21,075
FY 11	\$22,289	\$22,096	\$22,119	\$21,386	\$21,136	\$23,247	\$23,343	\$23,097	\$24,669	\$27,122	\$22,915	\$23,365	\$276,785	\$283,036	-\$6,251
FY 12	\$17,626	\$17,021	\$17,396	\$16,280	\$15,930	\$17,492	\$17,123	\$18,754	\$21,311	\$22,859	\$19,498	\$22,475	\$223,764	\$239,091	-\$15,327
FY 13	\$18,336	\$19,435	\$19,001	\$17,861	\$18,073	\$19,128	\$18,614	\$19,489	\$21,764	\$23,573	\$21,703	\$21,940	\$238,916	\$239,091	-\$175
FY 14	\$20,103	\$18,912	\$19,582	\$18,379	\$18,129	\$19,336	\$19,978	\$19,711	\$22,357	\$24,918	\$22,148	\$23,397	\$246,950	\$251,065	-\$4,115
FY 15	\$21,527	\$21,113	\$20,890	\$19,807	\$20,279	\$20,918	\$21,889	\$21,564	\$23,476	\$26,157	\$23,375	\$24,730	\$265,726	\$254,156	\$11,570
FY 16	\$21,792	\$21,494	\$21,795	\$21,333	\$20,708	\$21,590	\$22,749	\$21,718	\$24,892	\$27,062	\$24,182	\$25,584	\$274,900	\$288,316	-\$13,416
FY 17	<b>\$21,667</b>	<b>\$21,370</b>	<b>\$21,669</b>	<b>\$21,210</b>	<b>\$20,589</b>	<b>\$21,465</b>	<b>\$22,617</b>	<b>\$21,593</b>	<b>\$24,749</b>	<b>\$26,906</b>	<b>\$24,043</b>	<b>\$25,436</b>	<b>\$273,314</b>	<b>\$273,314</b>	
AVG	\$22,282	\$22,209	\$21,819	\$20,873	\$21,075	\$22,071	\$23,240	\$22,222	\$25,324	\$26,638	\$23,550	\$25,160	\$276,463	\$287,114	-\$11,716

Note: Bold are estimates.

Year	Amount	Budget
FY 07	\$349,501	\$350,365
FY 08	\$328,781	\$350,365
FY 09	\$288,703	\$334,621
FY 10	\$273,754	\$294,829
FY 11	\$276,785	\$283,036
FY 12	\$223,764	\$239,091
FY 13	\$238,916	\$239,091
FY 14	\$246,950	\$251,065
FY 15	\$265,726	\$254,156
FY 16	<b>\$274,900</b>	<b>\$288,316</b>
FY 17	<b>\$273,314</b>	<b>\$273,314</b>



## GAS UTILITY REVENUES 10 Year Comparison

	JUL 1	AUG 2	SEP 3	OCT 4	NOV 5	DEC 6	JAN 7	FEB 8	MAR 9	APR 10	MAY 11	JUN 12	TOTAL	BUDGET	BUDGET +/-
FY 07	\$55,290	\$44,858	\$43,710	\$44,609	\$64,513	\$134,948	\$206,299	\$227,637	\$171,913	\$100,899	\$76,255	\$66,204	\$1,227,904	\$1,449,680	-\$221,776
FY 08	\$50,177	\$53,520	\$46,752	\$58,960	\$64,391	\$124,960	\$213,545	\$206,391	\$184,907	\$90,713	\$89,126	\$86,167	\$1,264,841	\$1,460,500	-\$195,659
FY 09	\$58,826	\$65,642	\$48,355	\$59,570	\$69,617	\$113,039	\$171,323	\$150,892	\$100,487	\$75,437	\$65,377	\$42,669	\$1,024,617	\$1,521,869	-\$497,252
FY 10	\$41,733	\$40,220	\$39,227	\$41,802	\$71,781	\$116,454	\$167,089	\$167,814	\$119,305	\$88,532	\$65,556	\$46,300	\$1,006,708	\$1,190,841	-\$184,133
FY 11	\$40,283	\$39,999	\$38,193	\$45,319	\$58,180	\$105,816	\$168,898	\$144,595	\$110,509	\$72,346	\$62,061	\$64,102	\$950,697	\$1,172,000	-\$221,303
FY 12	\$36,851	\$43,658	\$39,073	\$39,073	\$35,956	\$158,415	\$110,759	\$110,759	\$95,967	\$78,982	\$28,587	\$37,840	\$816,318	\$1,120,456	-\$304,138
FY 13	\$49,525	\$44,905	\$47,219	\$39,007	\$56,927	\$89,676	\$142,685	\$118,227	\$96,567	\$64,326	\$45,381	\$47,323	\$836,654	\$1,384,684	-\$548,030
FY 14	\$40,706	\$46,351	\$41,198	\$49,393	\$54,144	\$104,536	\$153,248	\$126,303	\$100,907	\$69,377	\$60,819	\$52,939	\$904,060	\$1,397,073	-\$493,013
FY 15	\$40,221	\$47,873	\$40,989	\$44,358	\$58,622	\$88,654	\$136,701	\$87,827	\$76,855	\$57,549	\$49,976	\$47,269	\$776,894	\$934,169	-\$157,275
FY 16	\$39,222	\$37,120	\$45,812	\$41,144	\$51,825	\$86,306	\$140,018	\$104,655	\$65,783	\$49,701	\$49,858	\$47,157	\$758,601	\$822,410	-\$63,809
FY 17	<b>\$38,805</b>	<b>\$36,726</b>	<b>\$45,325</b>	<b>\$40,707</b>	<b>\$51,274</b>	<b>\$85,388</b>	<b>\$138,529</b>	<b>\$103,543</b>	<b>\$65,083</b>	<b>\$49,173</b>	<b>\$49,328</b>	<b>\$46,656</b>	<b>\$750,537</b>	<b>\$750,537</b>	
AVG	\$45,957	\$47,447	\$42,746	\$46,899	\$59,348	\$115,165	\$163,394	\$148,938	\$117,491	\$77,573	\$60,349	\$54,535	\$978,744	\$1,292,364	-\$313,620

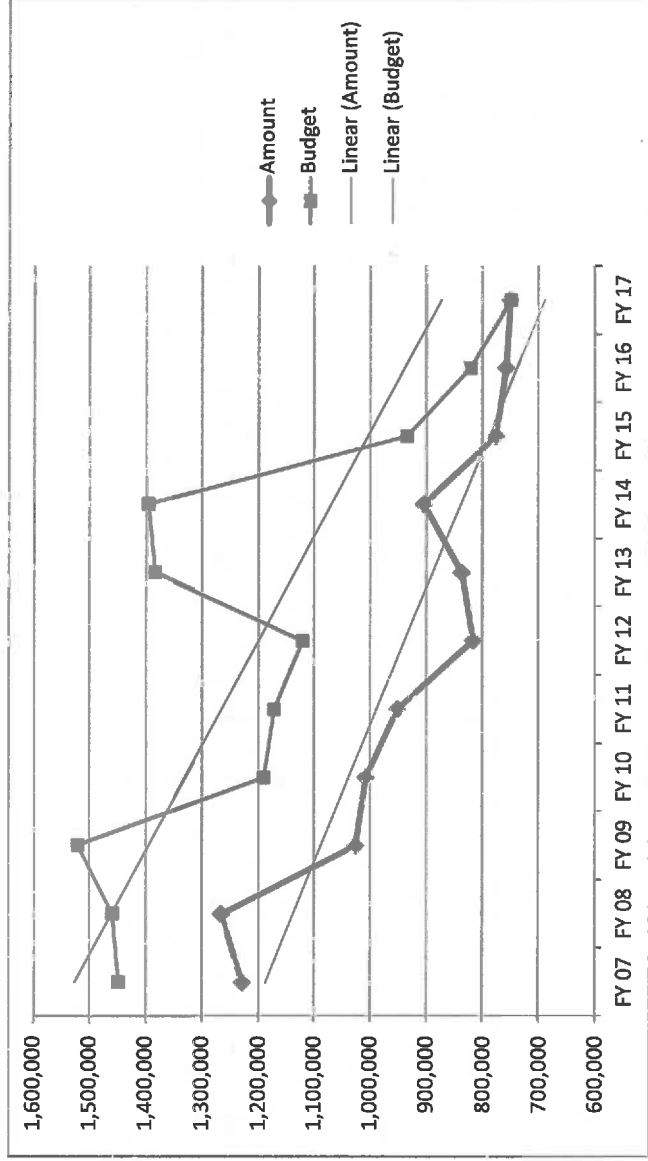
Note: **Bold** are estimates.

Note: Monthly gas charges include variable cost of natural gas that is passed through to customers. The rates are adjusted monthly.

Note: Includes penalty fees, new connections, reconnect fees, interest income, discount, and misc. receipts.

Note: Total column is audit adjusted.

Year	Amount	Budget
FY 07	1,227,904	1,449,680
FY 08	1,264,841	1,460,500
FY 09	1,024,617	1,521,869
FY 10	1,006,708	1,190,841
FY 11	950,697	1,172,000
FY 12	816,318	1,120,456
FY 13	836,654	1,384,684
FY 14	904,060	1,397,073
FY 15	776,894	934,169
FY 16	<b>758,601</b>	822,410
FY 17	<b>750,537</b>	750,537



## WATER UTILITY REVENUES 10 Year Comparison

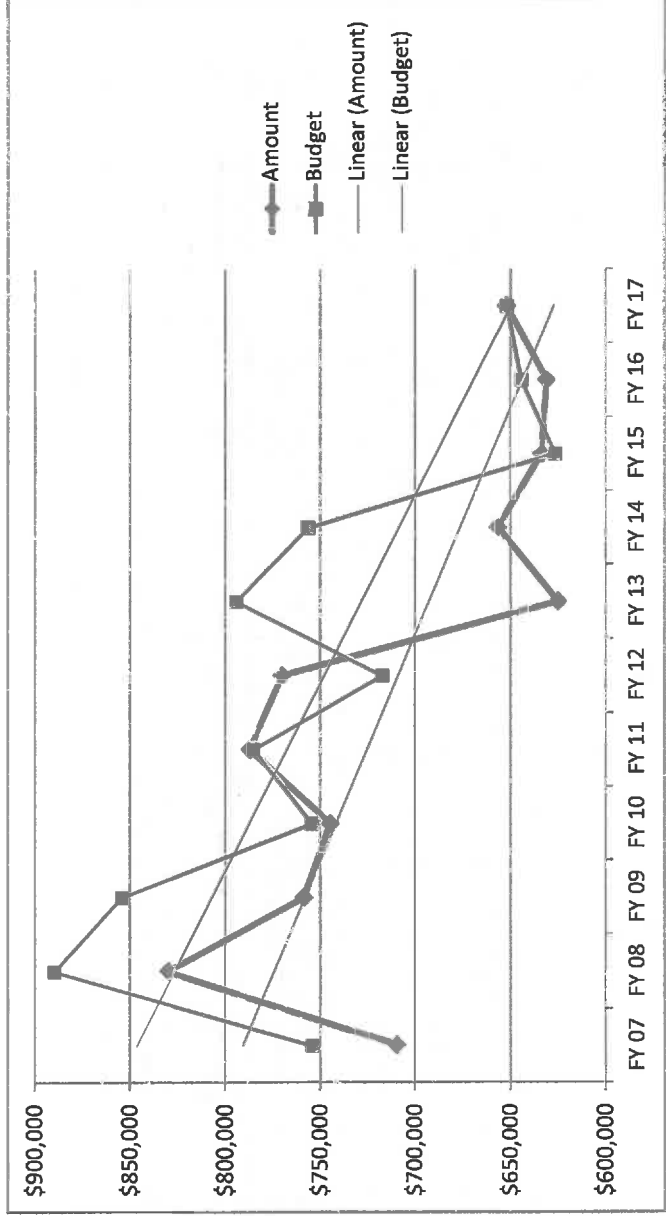
	JUL 1	AUG 2	SEP 3	OCT 4	NOV 5	DEC 6	JAN 7	FEB 8	MAR 9	APR 10	MAY 11	JUN 12	TOTAL	BUDGET	BUDGET +/-
FY 07	\$85,346	\$56,208	\$56,040	\$54,144	\$56,904	\$49,332	\$52,760	\$48,699	\$51,606	\$55,220	\$63,091	\$80,259	\$709,610	\$754,000	-\$44,390
FY 08	\$73,828	\$71,738	\$71,271	\$97,976	\$83,269	\$52,258	\$63,303	\$48,683	\$64,593	\$55,919	\$76,083	\$70,801	\$829,721	\$889,703	-\$59,982
FY 09	\$76,182	\$63,620	\$74,064	\$79,437	\$58,064	\$51,981	\$46,611	\$58,014	\$50,563	\$56,157	\$76,661	\$66,997	\$758,350	\$854,219	-\$95,869
FY 10	\$71,980	\$80,895	\$63,697	\$61,358	\$52,767	\$48,144	\$53,600	\$55,245	\$47,974	\$62,024	\$72,540	\$74,279	\$744,502	\$754,475	-\$9,973
FY 11	\$82,501	\$66,205	\$55,706	\$69,040	\$54,039	\$51,075	\$58,591	\$50,699	\$56,342	\$76,788	\$69,295	\$96,488	\$786,772	\$785,000	\$1,772
FY 12	\$77,350	\$71,337	\$66,044	\$60,180	\$58,586	\$47,458	\$55,988	\$48,497	\$53,921	\$73,151	\$75,706	\$81,580	\$769,797	\$717,548	\$52,249
FY 13	\$68,917	\$58,197	\$59,071	\$51,482	\$44,100	\$41,776	\$50,217	\$39,251	\$45,585	\$56,584	\$48,930	\$61,263	\$625,374	\$794,174	-\$168,801
FY 14	\$62,847	\$64,250	\$52,920	\$58,365	\$43,026	\$36,605	\$48,169	\$48,037	\$39,602	\$57,890	\$64,367	\$78,511	\$656,678	\$756,497	-\$99,819
FY 15	\$62,212	\$62,315	\$56,502	\$57,162	\$50,865	\$41,440	\$49,004	\$36,379	\$46,316	\$49,579	\$53,337	\$68,837	\$633,948	\$627,035	\$6,913
FY 16	\$63,319	\$54,267	\$62,621	\$53,296	\$38,094	\$38,093	\$58,044	\$36,452	\$53,021	\$50,313	\$54,041	\$69,746	\$631,305	\$644,683	-\$13,378
FY 17	<b>\$65,410</b>	<b>\$56,059</b>	<b>\$64,689</b>	<b>\$55,056</b>	<b>\$39,352</b>	<b>\$39,351</b>	<b>\$59,960</b>	<b>\$37,655</b>	<b>\$54,772</b>	<b>\$51,974</b>	<b>\$55,825</b>	<b>\$72,049</b>	<b>\$652,151</b>	<b>\$652,151</b>	
AVG	\$73,463	\$66,085	\$61,702	\$65,461	\$55,735	\$46,674	\$53,138	\$48,167	\$50,722	\$60,368	\$66,668	\$75,446	\$723,861	\$770,295	-\$46,433

Note: Bold are estimates.

Note: Includes connection fees, penalty fees, interest income, misc. income, and adjustments, not grant revenues.

Note: Total column is audit adjusted.

Year	Amount	Budget
FY 07	\$709,610	\$754,000
FY 08	\$829,721	\$889,703
FY 09	\$758,350	\$854,219
FY 10	\$744,502	\$754,475
FY 11	\$786,772	\$785,000
FY 12	\$769,797	\$717,548
FY 13	\$625,374	\$794,174
FY 14	\$656,678	\$756,497
FY 15	\$633,948	\$627,035
FY 16	\$631,305	\$644,683
FY 17	\$652,151	\$652,151





## SEWER UTILITY REVENUES 10 Year Comparison

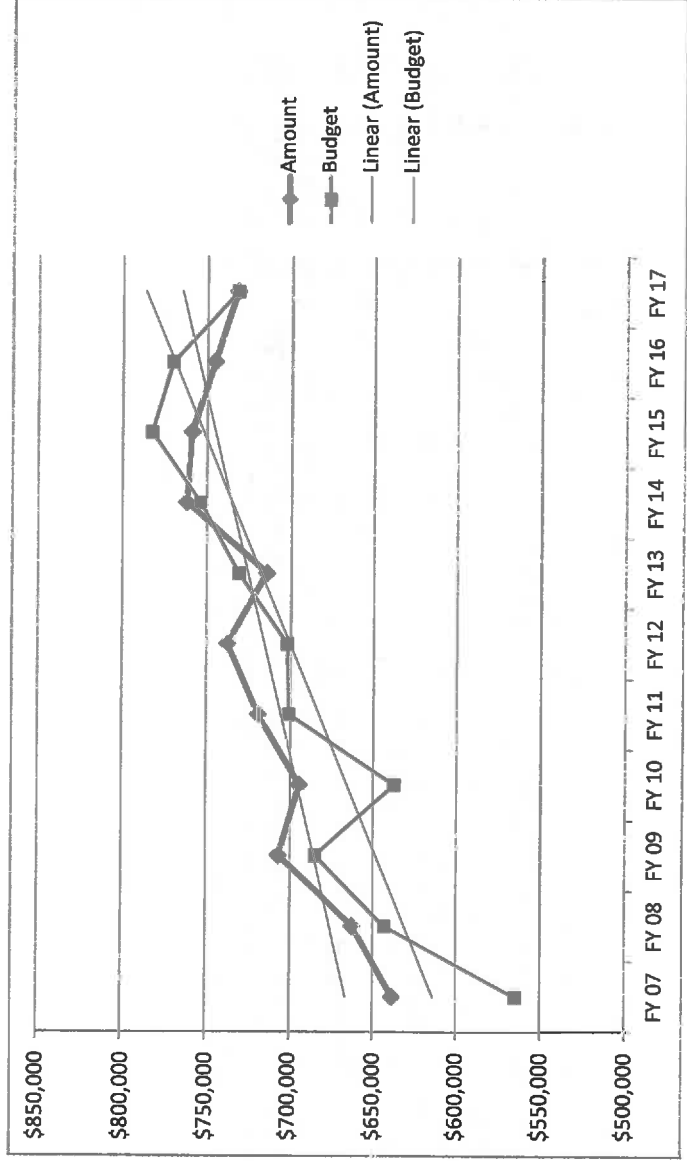
	JUL 1	AUG 2	SEP 3	OCT 4	NOV 5	DEC 6	JAN 7	FEB 8	MAR 9	APR 10	MAY 11	JUN 12	TOTAL	BUDGET	BUDGET +/-
FY 07	\$47,432	\$52,379	\$61,245	\$52,204	\$52,895	\$52,315	\$65,210	\$53,563	\$51,419	\$51,916	\$50,351	\$52,188	\$638,244	\$565,000	\$73,244
FY 08	\$51,224	\$55,618	\$50,812	\$50,934	\$51,165	\$50,871	\$49,425	\$69,135	\$62,101	\$59,690	\$59,167	\$57,526	\$662,167	\$643,000	\$19,167
FY 09	\$56,756	\$61,058	\$57,690	\$57,159	\$57,048	\$56,935	\$57,066	\$66,618	\$60,118	\$57,013	\$58,098	\$60,546	\$706,584	\$684,984	\$21,600
FY 10	\$57,050	\$55,412	\$56,822	\$56,006	\$56,139	\$55,892	\$60,416	\$60,531	\$59,282	\$59,323	\$57,869	\$59,779	\$694,519	\$637,411	\$57,108
FY 11	\$57,696	\$59,476	\$65,865	\$58,254	\$57,889	\$55,023	\$56,236	\$57,805	\$61,597	\$62,260	\$63,916	\$62,949	\$719,086	\$701,000	\$18,086
FY 12	\$60,740	\$61,721	\$61,343	\$60,521	\$60,934	\$60,295	\$62,621	\$59,789	\$60,178	\$62,858	\$66,087	\$60,277	\$737,420	\$701,969	\$35,451
FY 13	\$62,847	\$60,612	\$62,856	\$59,126	\$59,551	\$60,750	\$63,471	\$60,058	\$61,757	\$62,145	\$51,627	\$55,185	\$713,949	\$730,865	-\$16,916
FY 14	\$60,320	\$68,337	\$64,641	\$63,716	\$60,839	\$59,437	\$68,838	\$63,865	\$59,038	\$65,477	\$64,829	\$61,970	\$761,889	\$753,861	\$8,028
FY 15	\$61,736	\$65,436	\$61,030	\$65,517	\$64,451	\$62,110	\$66,418	\$61,749	\$64,820	\$66,496	\$60,553	\$58,606	\$758,921	\$782,876	-\$23,955
FY 16	\$61,476	\$61,002	\$62,734	\$61,207	\$59,646	\$59,301	\$67,478	\$67,976	\$63,641	\$63,817	\$59,466	\$57,553	\$745,297	\$770,296	-\$24,999
FY 17	<b>\$60,373</b>	<b>\$59,907</b>	<b>\$61,608</b>	<b>\$60,108</b>	<b>\$58,576</b>	<b>\$58,236</b>	<b>\$66,266</b>	<b>\$66,756</b>	<b>\$62,499</b>	<b>\$62,671</b>	<b>\$58,398</b>	<b>\$56,520</b>	<b>\$731,918</b>	<b>\$731,918</b>	
AVG	\$57,311	\$60,005	\$60,256	\$58,160	\$57,879	\$57,070	\$61,078	\$61,457	\$60,034	\$60,798	\$59,166	\$58,781	\$710,309	\$688,996	\$21,313

Note: Bold are estimates.

Note: Includes connection fees, penalty fees, interest income, misc. income, and adjustments, not grant revenues.

Note: Total column is audit adjusted.

Year	Amount	Budget
FY 07	\$638,244	\$565,000
FY 08	\$662,167	\$643,000
FY 09	\$706,584	\$684,984
FY 10	\$694,519	\$637,411
FY 11	\$719,086	\$701,969
FY 12	\$737,420	\$701,969
FY 13	\$713,949	\$730,865
FY 14	\$761,889	\$753,861
FY 15	\$758,921	\$782,876
FY 16	\$745,297	\$770,296
FY 17	\$731,918	\$731,918



## SOLID WASTE UTILITY REVENUES 10 Year Comparison

	JUL 1	AUG 2	SEP 3	OCT 4	NOV 5	DEC 6	JAN 7	FEB 8	MAR 9	APR 10	MAY 11	JUN 12	TOTAL	BUDGET	BUDGET +/-
FY 07	\$49,286	\$49,802	\$49,514	\$49,774	\$49,833	\$49,617	\$48,492	\$49,434	\$48,862	\$48,908	\$48,963	\$48,900	\$585,560	\$631,000	-\$45,440
FY 08	\$48,950	\$53,482	\$48,497	\$49,250	\$48,858	\$48,248	\$48,327	\$48,218	\$48,638	\$47,808	\$47,426	\$19,354	\$553,252	\$622,000	-\$68,748
FY 09	\$47,091	\$47,390	\$47,072	\$47,459	\$47,153	\$47,054	\$47,270	\$47,662	\$47,398	\$47,717	\$48,014	\$47,639	\$569,339	\$561,489	\$7,850
FY 10	\$47,284	\$47,357	\$47,082	\$47,293	\$47,237	\$47,313	\$47,022	\$47,439	\$47,472	\$47,409	\$47,071	\$47,328	\$567,306	\$589,916	-\$22,610
FY 11	\$46,916	\$44,546	\$43,545	\$48,948	\$45,377	\$45,375	\$45,298	\$44,933	\$45,169	\$45,018	\$50,239	\$45,936	\$551,403	\$575,000	-\$23,597
FY 12	\$57,753	\$52,588	\$54,554	\$55,112	\$55,520	\$53,777	\$57,728	\$54,723	\$55,444	\$55,034	\$53,640	\$55,163	\$660,737	\$663,986	-\$3,249
FY 13	\$56,083	\$55,632	\$55,683	\$55,666	\$55,785	\$55,532	\$55,674	\$55,532	\$54,901	\$55,634	\$55,319	\$55,130	\$662,503	\$669,481	-\$6,978
FY 14	\$55,593	\$60,795	\$55,824	\$56,166	\$56,115	\$55,929	\$56,136	\$55,910	\$55,010	\$56,525	\$54,310	\$56,032	\$674,344	\$663,922	\$10,422
FY 15	\$56,601	\$58,440	\$54,943	\$57,058	\$53,142	\$51,576	\$51,713	\$54,854	\$54,896	\$54,641	\$54,873	\$54,627	\$657,364	\$696,414	-\$39,050
FY 16	\$54,653	\$54,766	\$54,598	\$54,588	\$54,372	\$54,335	\$54,187	\$53,783	\$54,314	\$54,448	\$54,660	\$54,415	\$653,118	\$657,166	-\$4,048
FY 17	<b>\$54,653</b>	<b>\$54,766</b>	<b>\$54,598</b>	<b>\$54,588</b>	<b>\$54,372</b>	<b>\$54,335</b>	<b>\$54,187</b>	<b>\$53,783</b>	<b>\$54,314</b>	<b>\$54,448</b>	<b>\$54,660</b>	<b>\$54,415</b>	<b>\$653,118</b>	<b>\$653,118</b>	
AVG	\$51,728	\$52,226	\$50,746	\$51,859	\$51,002	\$50,491	\$50,851	\$50,967	\$50,866	\$50,966	\$51,095	\$47,790	\$609,090	\$630,356	-\$21,267

Note: Bold are estimates.

Note: Includes penalty fees and interest income.

Note: Total column is audit adjusted.

Year	Amount	Budget
FY 07	\$585,560	\$631,000
FY 08	\$553,252	\$622,000
FY 09	\$569,339	\$561,489
FY 10	\$567,306	\$589,916
FY 11	\$551,403	\$575,000
FY 12	\$660,737	\$663,986
FY 13	\$662,503	\$669,481
FY 14	\$674,344	\$663,922
FY 15	\$657,364	\$696,414
FY 16	<b>\$653,118</b>	\$657,166
FY 17	<b>\$653,118</b>	<b>\$653,118</b>

